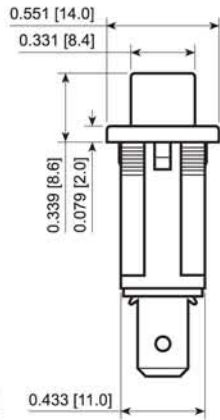
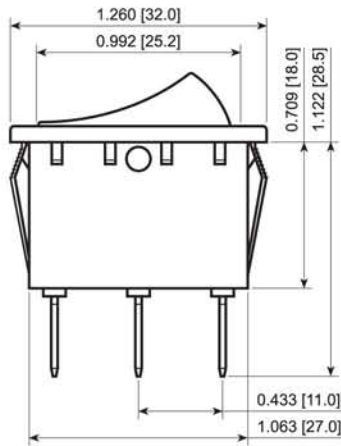


RB1 Series

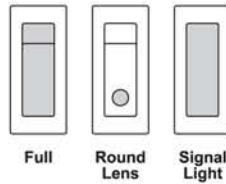


ROCKER



Dimensions of Some Versions May Vary From Above

Illumination Options



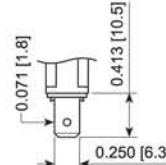
Full Round Lens Signal Light

Actuator Options

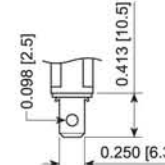


Flat

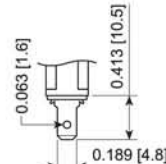
Terminal Options



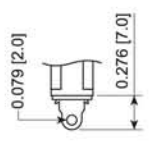
6.3mm Tab (Small Hole)



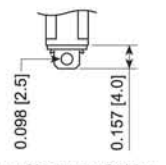
6.3mm Tab (Large Hole)



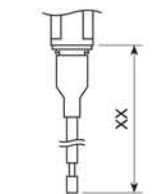
4.8mm Tab



Solder

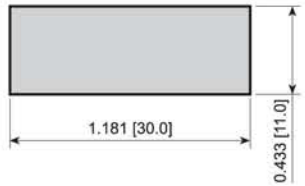


Low Clearance Solder

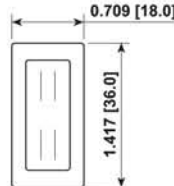


Wire Leads (xx in Inches)

Panel Cutout



Water Protection Option



PVC Cap

FEATURES:

- High Quality and Reliable Switch
- Industry Standard 11mm x 30mm Cutout
- Illuminated and Signal Light Versions
- Multiple Terminal and Actuator Options
- PVC Cap for Dust and Water Protection

SPECIFICATIONS:

RATING: RATING OPTION C:

- 15A 125VAC T55 [cURus]
- 7.5A 250VAC T55 [cURus]
- 16(4)A 250V- 1E4 T125/55 [ENEC]

RATING OPTION D (2 POS. FUNCTIONS):

- 20A 125VAC T65 [cURus]
- 1/4HP 125VAC T65 [cURus]
- 3/4HP 250VAC T65 [cURus]
- 20(8)A 250V- 1E4 T125 [ENEC]
- 10(2)A 250V- 5E4 T85/55 [ENEC]
- 16(4)A 250V- 1E4 T85/55 [ENEC]

RATING OPTION E (3 POS. FUNCTIONS):

- 16A 125VAC T65 [cURus]
 - 16A 250VAC T65 [cURus]
- European Rating Pending

TEMPERATURE: -20°C to 65°C Min.

ELECTRICAL LIFE: 10,000 Cycles

CONTACT RESISTANCE: 35mΩ Max. at 50VAC

INSULATION RESISTANCE: 100MΩ Min. at 50VAC

DIELECTRIC STRENGTH: 1,500VAC for 1 Minute

INGRESS PROTECTION: IP54 with PVC Cap

MATERIALS:

BODY: Polyamide 6/6, UL94 V-2

ACTUATOR: Polyamide 6/6, UL94 V-2

Polycarbonate, UL94 V-2

CONTACTS: Silver Plated Copper



RB141D1000-136 / ACC-F01-1



RB141D1100-216



RB1C5E1100

Series	Terminal	Function	Rating	Body Color	Actuator Color	Marking Color	Marking Type	Lens Style	Lens Color	Lamp Voltage
RB1 - Curved or Signal Light	1 - 4.8mm Tab	0 - Signal	0 - Signal	1 - Black	0 - Full / Signal	0 - None	0 - None	1 - Full	0 - Clear	3 - 6V
RB1F - Flat	4 - 6.3mm Tab (Small Hole)	1 - Off-On	C - 15A 125V	2 - White	1 - Black	1 - Black	1 - I/O Vert.	2 - Round	1 - Red	4 - 12V
	5 - Solder	3 - On-Off	D - 20A 125V	3 - Almond	2 - White	2 - White	2 - ON/OFF/ON Vert.		2 - Amber	5 - 24V
	9 - 6.3mm Tab (Large Hole)	4 - Off-(On)	E - 16A 125V	4 - Grey	1 - White	8 - Red	3 - ON/OFF Vert.		3 - Green	6 - 125V
	A - On-(Off)	5 - On-Off-On		9 - Red	2 - White		4 - ON/OFF Horiz.		4 - Blue	7 - 250V
	C - Low Clear. Solder	A - On-(Off)			3 - Almond		9 - I/O/II Horiz.		5 - Yellow	
	Wxx - Wire Leads	B - On-(On)			4 - Grey		S - I/O/II Vert.			
		C - On-Off-(On)			5 - Orange		R - I/O Horiz.			
		D - (On)-Off-(On)			7 - Blue					
					8 - Green					
					9 - Red					

Custom Colors and Markings Available Upon Request For Illuminated Switches Only

EXAMPLE PART NUMBERS:

RB141D1100 1P Off-On
Black Body, Red Illum. Actuator, I/O Vert.

RB141D1000-116 1P Off-On
Black Body/Actuator, No Marking



E-SWITCH®

www.e-switch.com

800.867.2717

SPECIFICATIONS SUBJECT TO CHANGE WITHOUT NOTICE