

EN2™ SERIES SEALED CONNECTORS

NEW PRODUCT BULLETIN 601

FEATURES & BENEFITS

- Sealed to IP68, NEMA 250 (6P) (when mated)
- Available in standard or winged coupling ring
- Patented grommet and o-ring free design
- Solder/crimp and PC contact options

APPLICATIONS

- Any sealed data transmission
- Military or industrial GPS location devices
- Instrumentation
- Medical data carts
- Marine Applications
- Transportation
- General industrial electronic applications



SWITCHCRAFT®

A H E I C O C O M P A N Y



Please visit www.switchcraft.com for the most up-to-date product specifications. Made in USA.

EN2™ SERIES SEALED CONNECTORS

NEW PRODUCT BULLETIN 601

SPECIFICATIONS

MECHANICAL SPECIFICATIONS

Life:	600 insertion/withdrawal cycles minimum
Vibration:	Mil-Std 202G Method 201A
Hex Nut Torque:	5-6 in/lb
Operating Forces:	8 lb maximum insertion. 0.25 lb minimum withdrawal
Back Shell Type:	Threaded Handle

ELECTRICAL SPECIFICATIONS

Voltage Rating:	250 V AC/DC for 2 contact arrangement. 125 V AC/DC for 3-7 contact arrangements
Current Rating:	Refer to current rating table on page 3
Insulation Resistance:	1000 MΩ minimum
Contact Resistance:	10 mΩ maximum

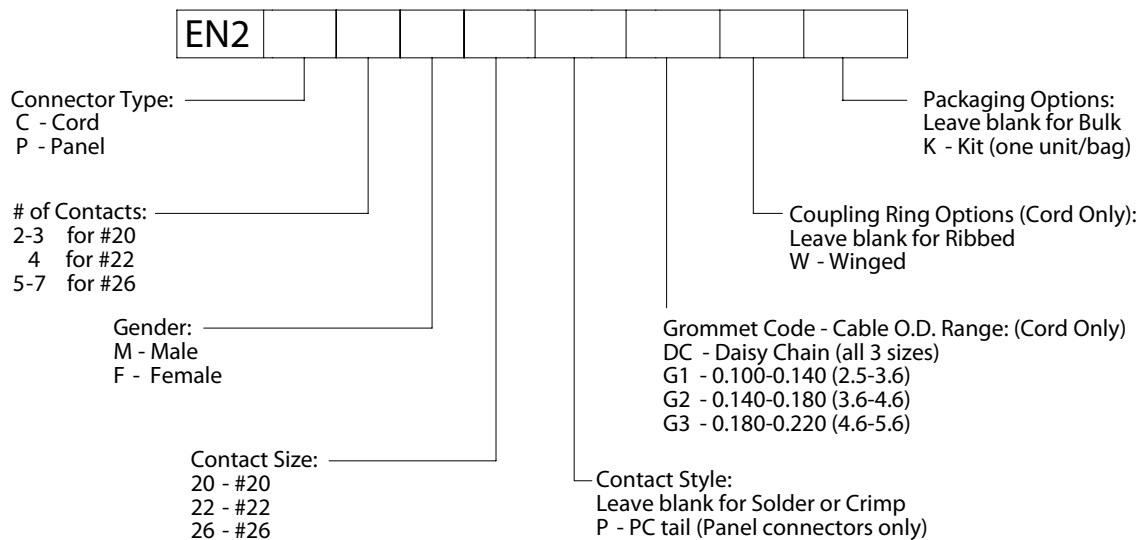
ENVIRONMENTAL SPECIFICATIONS

Operating Temperature Limits:	-40°C to +85°C (-40°F to +185°F)
Moisture Resistance:	Mil-Std 202G Method 106G
Insulation Resistance:	Mil-Std 202G Method 302 Condition B
Thermal Shock:	Mil-Std 202G Method 107G
Salt Atmosphere (Corrosion):	Mil-Std 202G Method 101E Condition B
Weathertight Ratings:	IP16, IP18, IP66, IP67, IP68 per IEC60529. NEMA 250 (6P), CFR 46 Part 110.20

MATERIAL SPECIFICATIONS

Connector Housing:	Thermoplastic, Black
Hex Nut:	Thermoplastic, Black
Coupling Ring:	Thermoplastic, Black
Cable Clamp:	Thermoplastic, Black
Handle (Back-Shell)	Thermoplastic, Black
Insulator:	Elastomer, Black
Seal Grommet:	Elastomer, Black
Contacts:	Copper Alloy, Plated

ORDERING CODE



Consult factory for Cable to Cable (Inline) type connectors.



Please visit www.switchcraft.com for the most up-to-date product specifications. Made in USA.

EN2™ SERIES SEALED CONNECTORS

NEW PRODUCT BULLETIN 601

EN2™ SERIES CURRENT RATING TABLE

Contacts	Wire (awg)	Current Rating (A) at Operating Temperature (°C)				
		45°C max	55°C max	65°C max	75°C max	85°C max
2 #20	20	7	6	5	4	3.5
	22	5.5	5	4	3	2.5
	24	5.5	5	4	3	2.5
	26	4	3.5	2.5	2	1
3 #20	20	6.5	5.5	4.5	3.5	2
	22	5	4.5	3.5	3	1.5
	24	5	4.5	3.5	3	1.5
	26	3	2.5	2	1.5	0.5
4 #22	20	5	4.5	3.5	3	1.5
	22	4.5	4	3	2	1
	24	4.5	4	3	2	1
	26	3	2.5	2	1.5	0.5
5-7 #26	26	3	2.5	2	1.5	1
	28	2.5	2	1.5	1	0.5
	30	2	1.5	1	0.5	0.5

EN2™ CONTACT CRIMPING TOOLS

Handle	Description	Positioner	Contact Sizes	Wire Sizes
EN3CR	Crimp Hand Tool	EN2POS20	#20, #22	20, 22 AWG
		EN3POS26	#26	26, 28, 30 AWG
EN3CRAUTO	Pneumatic Crimp Tool	EN2POS20	#20, #22	20, 22 AWG
		EN3POS26	#26	26, 28, 30 AWG

EN2™ INSERTION / EXTRACTION TOOLS

Part Number	Contact Sizes	Description
EN3INS20	#20, #22	Insertion / Extraction Tool for 20, 22 AWG
EN3INS26	#26	Insertion / Extraction Tool for 26, 28 & 30 AWG

EN2™ ALTERNATE LARGER FRAME TOOL

Handle	Description	Positioner	Contact Sizes	Wire Sizes
EN2CRL	Hand Tool	EN2POS20L	#20, #22	20-22-24-26 AWG
EN2CRAUTOL	Pneumatic Tool			

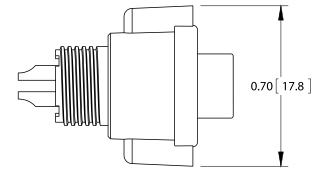
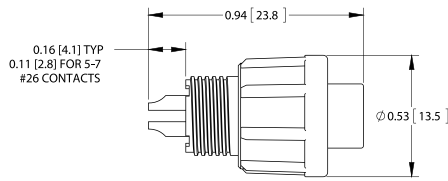
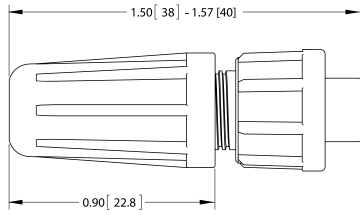


Please visit www.switchcraft.com for the most up-to-date product specifications. Made in USA.

EN2™ SERIES SEALED CONNECTORS

NEW PRODUCT BULLETIN 601

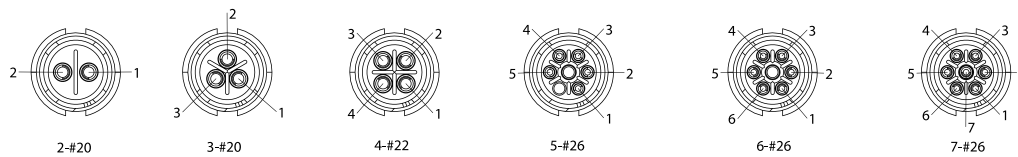
CORD



TYPICAL CORD CONNECTOR WITH RIBBED COUPLING RING

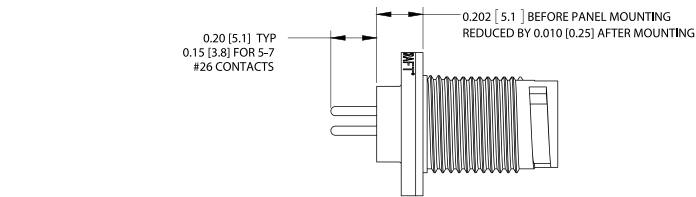
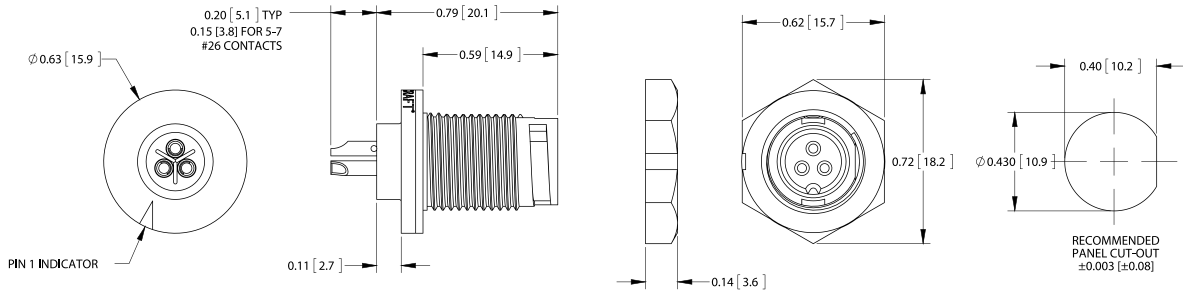
TYPICAL CORD CONNECTOR WITH WINGED COUPLING RING

ALL DIMENSIONS FOR REFERENCE ONLY



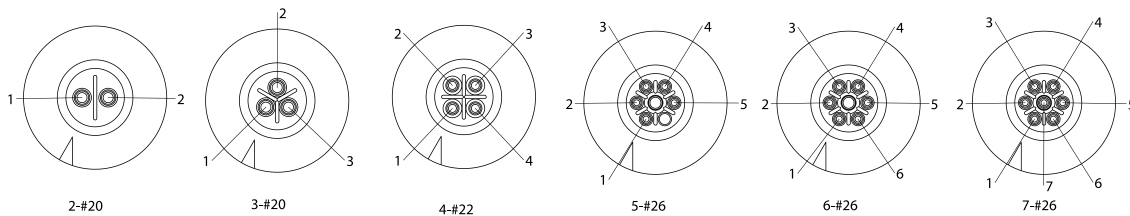
CONTACT ARRANGEMENTS
CORD CONNECTOR REAR (WIRING SIDE) VIEW

PANEL MOUNT



PC TAIL TYPE CONTACTS

ALL DIMENSIONS FOR REFERENCE ONLY



CONTACT ARRANGEMENTS
PANEL CONNECTOR REAR (WIRING SIDE) VIEW

DUST CAP PART # 16295



Please visit www.switchcraft.com for the most up-to-date product specifications. Made in USA.

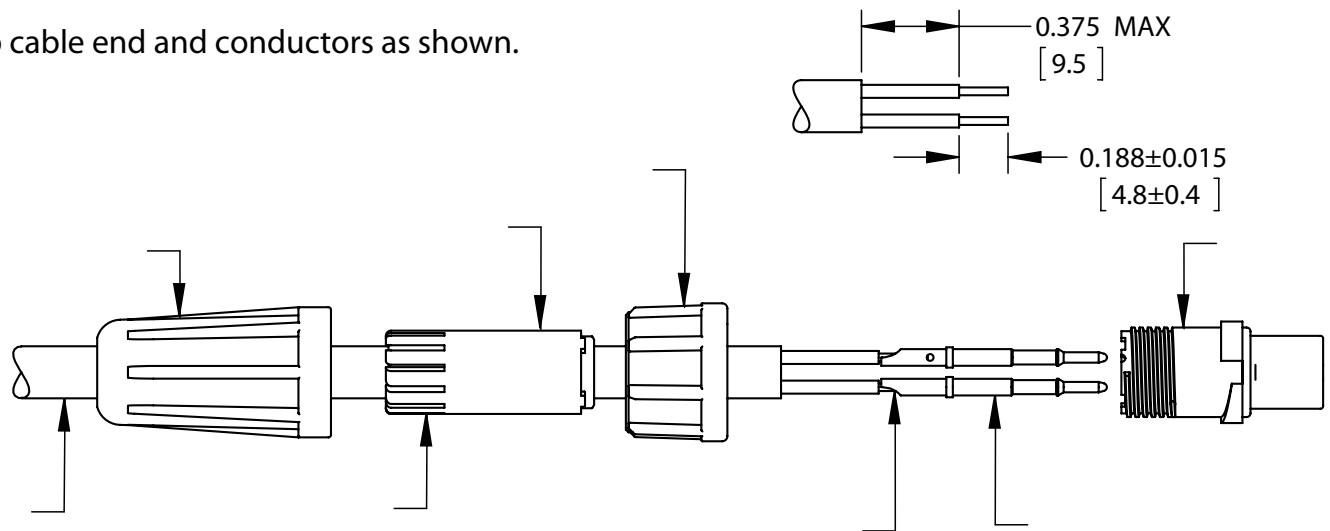
EN2™ SERIES SEALED CONNECTORS

NEW PRODUCT BULLETIN 601

EN2™ CORD CONNECTOR FIELD ASSEMBLY INSTRUCTIONS

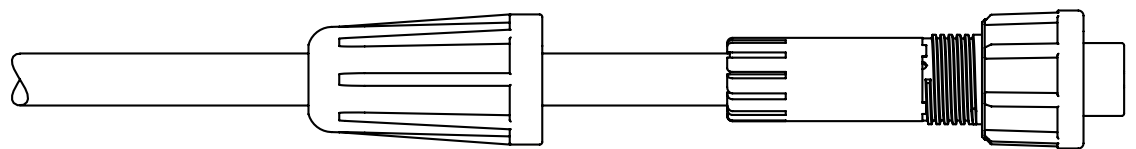
Feed the free end of cable through the handle, cable-clamp/grommet, and coupling ring in the order shown.

Strip cable end and conductors as shown.



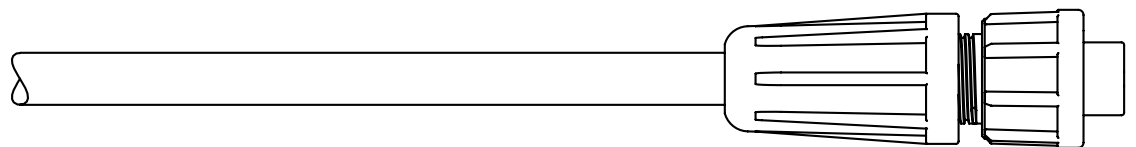
Soldering or crimping conductors to contacts is recommended before insertion into connector. If crimping, use hand or pneumatic crimp tool with crimp positioner per contact size. If soldering after contacts are inserted in the connector, limit exposure of contacts to soldering iron temperature to 4 sec. maximum. Soldering iron temperature should not exceed 650°F (343°C).

Insert wired contacts into connector housing using an insertion tool and per contacts arrangements.



Align coupling ring over housing and bring forward.

Align cable-clamp/grommet on the rear of housing. Make certain grommet is completely inside the cable-clamp in the final position.



Bring forward and thread handle onto housing until tight. Do not exceed 2 in-lb torque.



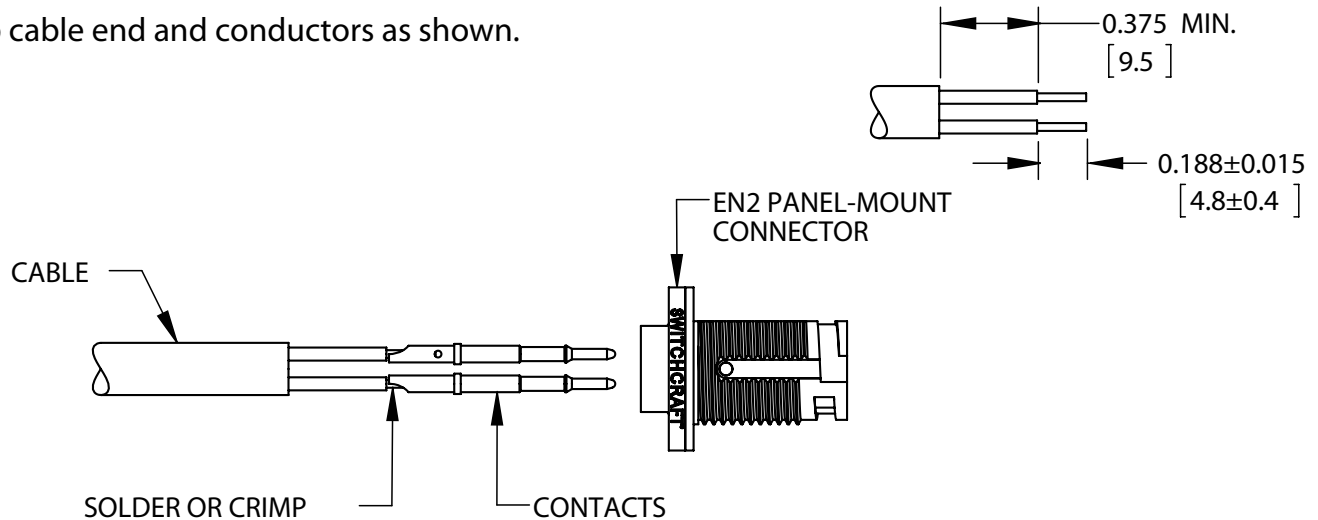
Please visit www.switchcraft.com for the most up-to-date product specifications. Made in USA.

EN2™ SERIES SEALED CONNECTORS

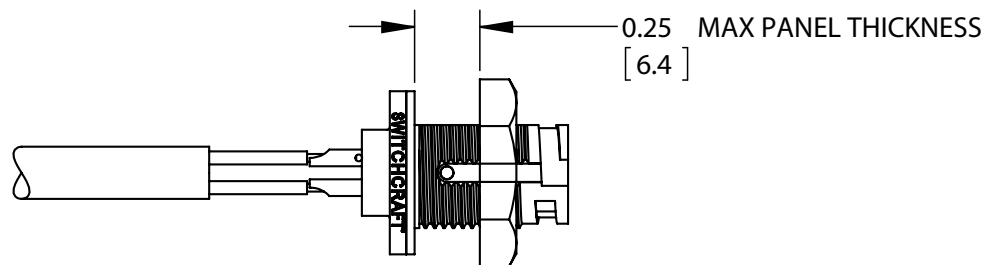
NEW PRODUCT BULLETIN 601

EN2™ PANEL CONNECTOR FIELD ASSEMBLY INSTRUCTIONS

Strip cable end and conductors as shown.



Soldering or crimping conductors to contacts is recommended before insertion into connector. If crimping, use hand or pneumatic crimp tool with crimp positioner per contact size. If soldering after contacts are inserted in the connector, limit exposure of contacts to soldering iron temperature to 4 sec. maximum. Soldering iron temperature should not exceed 650°F (343°C).



Insert wired contacts into connector housing using an insertion tool and per contacts arrangements.

Align and install connector into panel cut-out. Tighten hex nut 5 -6 in-lb.



Please visit www.switchcraft.com for the most up-to-date product specifications. Made in USA.