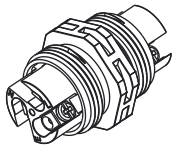


FICX Connector



Range Overview

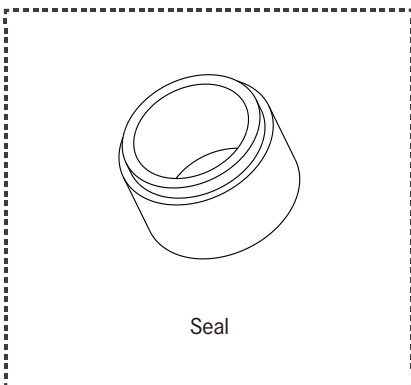
∟ Terminal Type: Screw



∟ Terminal Type: End barrier screw



∟ Accessories



Ordering Information

1 — 2 3 4

Specification

(SC-L) Cable Joiner

Shape

- (PG 11) I Tube Cable Joiner Screw type
- (PG 12) I Tube Cable Joiner End Barrier Screw Type
- (PG 13) Long Tube Cable Joiner End Barrier Screw Type
- (PGT2) T Tube Cable Joiner Screw type

Number of Contacts

- (02) 2 Contacts
- (03) 3 Contacts
- (04) 4 Contacts

Cable O.D. (Seal Color)

- (00) Without Seal
- (BL) 4.5~6.5mm
- (YW) 6.6~8.5mm
- (GN) 8.6~10.5mm
- (RD) PG11 & PGT2: 10.6 ~ 12.5mm
PG12 & PG13: 10.6 ~ 11.5mm

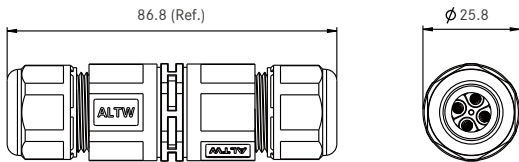
Find Our Standard Products

└ I Tube

SC-L-PG11- ①-②



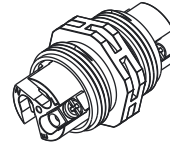
CE RoHS



Unit: mm

*Spanner: 24mm

- Screw type of terminal block housing



- Waterproof rating: IP68 (50m/24hrs)
- In-house UV resistance test: 720hrs
- Accommodate a wide range of wire and cable's OD
- Quick and easy Installation
- Color Identification for sealing
- Easy-grip design

General Specification

Number of Positions (Code ①)	2P (02), 3P (03), 4P (04)
Current Rating	20A for 2P, 3P & 4P
Voltage Rating	450V
Operating Temperature	-40°C~105°C
Wire Section	18~14 AWG (0.75~2.5 mm ²)
Cable OD (Seal Color, Code ②)	(00) Without Seal ● (BL) 4.5~6.5mm ● (YW) 6.6~8.5mm ● (GN) 8.6~10.5mm ● (RD) 10.6~12.5mm

Material Specification

Gland Nut	PA6+GF, Black
Gasket	Silicon, Yellow
L-Gasket	Silicon, Yellow
Seal	Silicon
Gland Pipe	PA66, Black
Terminal Block Housing	PA66+GF, Black
Contact	Brass, Nickel Plated
Screw	Stainless Steel

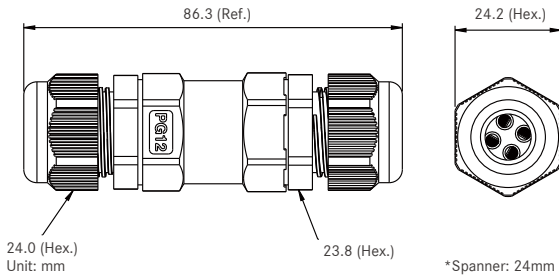
【Note】 Design and specification are subject to change without notice.

∨ I Tube


SC-L-PG12- ① - ②



CE RoHS



- End barrier screw type of terminal block housing



- Waterproof rating: IP68 (50m/24hrs)
- In-house UV resistance test: 720hrs
- Accommodate a wide range of wire and cable's OD
- Quick and easy Installation
- Color Identification for sealing
- Easy-grip design

General Specification

Number of Positions (Code ①)	2P (02), 3P (03), 4P (04)
Current Rating	20A for 2P & 3P 15A for 4P
Voltage Rating	450V
Operating Temperature	-40°C~105°C
Wire Section	18~14 AWG (0.75~2.5 mm ²)
Cable OD (Seal Color, Code ②)	<ul style="list-style-type: none"> (00) Without Seal ● (BL) 4.5~6.5mm ● (YW) 6.6~8.5mm ● (GN) 8.6~10.5mm ● (RD) 10.6~12.5mm

Material Specification

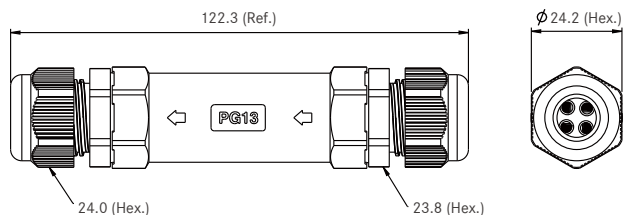
Gland Nut	PA6+GF, Black
Gland Body	PA66, Black
L-Gasket	Silicone
Seal	Silicone
Gland Pipe	PA66, Black
Terminal Block Housing	PA66+GF, Black
Contact	Brass, Nickel Plated
Screw	Stainless Steel

∟ XI Tube

SC-L-PG13- ① - ②




CE RoHS



Unit: mm

*Spanner: 24mm

- End barrier screw type of terminal block housing



- Waterproof rating: IP68 (50m/24hrs)
- In-house UV resistance test: 720hrs
- Accommodate a wide range of wire and cable's OD
- Quick and easy Installation
- Color Identification for sealing
- Easy-grip design

General Specification

Number of Positions (Code ①)	2P (02) , 3P (03) , 4P (04)
Current Rating	20A for 2 & 3P 15A for 4P
Voltage Rating	450V
Operating Temperature	-40°C~ 105°C
Wire Section	18~14 AWG (0.75~2.5 mm ²)
Cable OD (Seal Color, Code ②)	(00) Without Seal ● (BL) 4.5~6.5mm ● (YW) 6.6~8.5mm ● (GN) 8.6~10.5mm ● (RD) 10.6~12.5mm

Material Specification

Gland Nut	PA6+GF, Black
Gland Body	PA66, Black
L-Gasket	Silicone
Seal	Silicone
Gland Pipe	PA66, Black
Terminal Block Housing	PA66+GF, Black
Contact	Brass, Nickel Plated
Screw	Stainless Steel

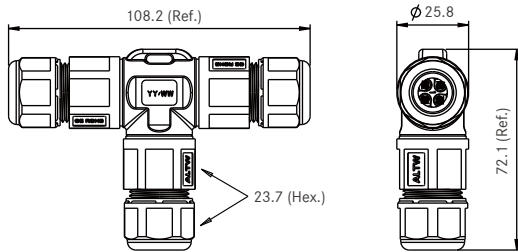
【Note】 Design and specification are subject to change without notice.

∨ T Tube

SC-L-PGT2-①-②



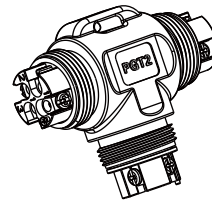
CE RoHS



Unit: mm

*Spanner: 24mm

- Screw type of terminal block housing



- Waterproof rating: IP68 (50m/24hrs)
- In-house UV resistance test: 720hrs
- Accommodate a wide range of wire and cable's OD
- Quick and easy Installation
- Color Identification for sealing
- Easy-grip design

General Specification

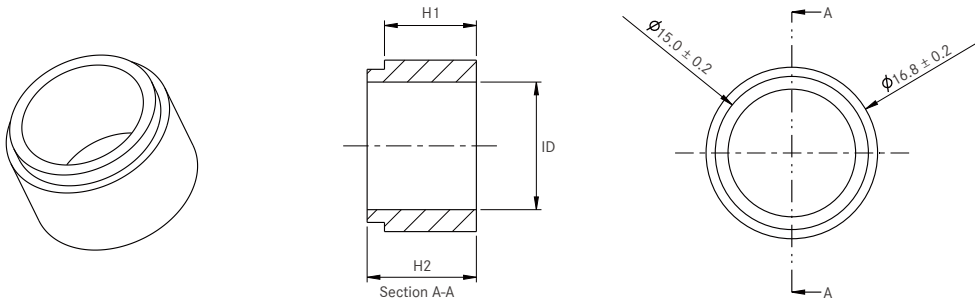
Number of Positions (Code ①)	2P (02) , 3P (03) , 4P (04)
Current Rating	20A for 2P 15A for 3 & 4P
Voltage Rating	450V
Operating Temperature	-40°C~ 105°C
Wire Section	18~14 AWG (0.75~2.5 mm ²)
Cable OD (Seal Color, Code ②)	(00) Without Seal ● (BL) 4.5~6.5mm ● (YW) 6.6~8.5mm ● (GN) 8.6~10.5mm ● (RD) 10.6~12.5mm

Material Specification

Gland Nut	PA6+GF, Black
Gasket	Silicone, Yellow
L-Gasket	Silicone, Yellow
Seal	Silicone
Gland Pipe	PA66, Black
Terminal Block Housing	PA66+GF, Black
Contact	Brass, Nickel Plated
Screw	Stainless Steel

Accessories

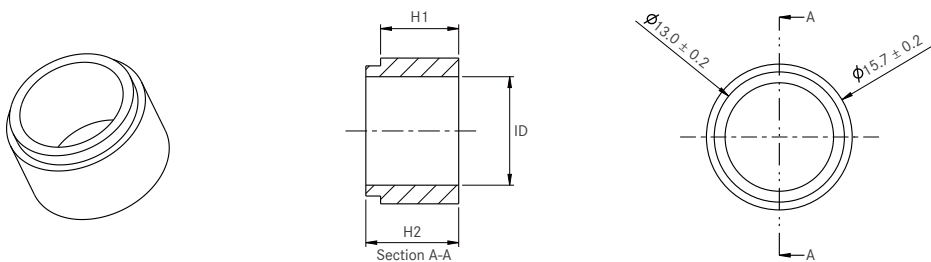
Seal for PG11 & PGT2 SC-PG-SL-XX-001



<u>XX</u> : Seal Color	H1	H2	ID	Cable Range
● Blue (BL)	9.0	10.7	6.5	Φ4.5 ~ Φ6.5
● Yellow (YW)	9.0	10.7	8.5	Φ6.6 ~ Φ8.5
● Green (GN)	9.0	10.7	10.5	Φ8.6 ~ Φ10.5
● Red (RD)	9.0	10.7	12.5	Φ10.6 ~ Φ12.5

Unit: mm

Seal for PG12 & PG13 SC-PG-SL-XX-002



<u>XX</u> : Seal Color	H1	H2	ID	Cable Range
● Blue (BL)	8.5	10.3	6.5	Φ4.5 ~ Φ6.5
● Yellow (YW)	8.5	10.3	8.5	Φ6.6 ~ Φ8.5
● Green (GN)	8.5	10.3	10.5	Φ8.6 ~ Φ10.5
● Red (RD)	8.5	10.3	12.5	Φ10.6 ~ Φ11.5

Unit: mm

【Note】 Design and specification are subject to change without notice.


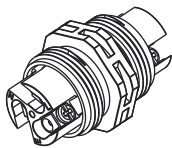
UL FICX Connector



Range Overview

∟ Terminal Type: Screw

∟ Terminal Type: End barrier screw



Ordering Information

- 1
- 2
- 3
- 4

Specification

(SC-L) Cable Joiner

Shape

- (UL 11) I Tube Cable Joiner Screw type
- (UL 12) I Tube Cable Joiner End Barrier Screw Type
- (UL 13) Long Tube Cable Joiner End Barrier Screw Type
- (UL T2) T Tube Cable Joiner Screw type

Number of Contacts

- (02) 2 Contacts
- (03) 3 Contacts
- (04) 4 Contacts
- (05) 5 Contacts

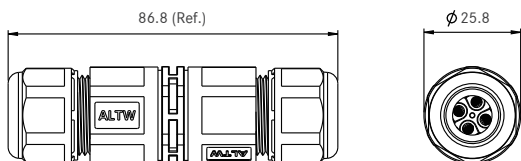
Cable O.D. (Seal Color)

- (BL) 4.5~6.5mm
- (YW) 6.5~8.5mm
- (GN) 8.6~10.5mm
- (RD) UL11 & ULT2: 10.5 ~ 12.5mm
- UL12 & UL13: 10.5 ~ 11.5mm

Find Our Standard Products

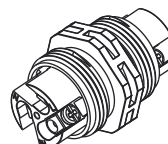
└ I Tube

SC-L-UL11- ①-②



*Spanner: 24mm

- Screw type of terminal block housing



- Waterproof rating: IP68 (50m/24hrs)
- In-house UV resistance test: 720hrs
- Accommodate a wide range of wire and cable's OD
- Quick and easy Installation
- Color Identification for sealing
- Easy-grip design

General Specification

Number of Positions (Code ①)	2P (02), 3P (03), 4P (04)
Current Rating	20A for 2P & 3P & 4P
Voltage Rating	600V
Operating Temperature	-40°C~105°C
Wire Section	12~18 AWG (0.75~3.5 mm ²)
Cable OD (Seal Color, Code ②)	<ul style="list-style-type: none"> ● (BL) : 4.5~6.5mm ● (YW) : 6.5~8.5mm ● (GN) : 8.5~10.5mm ● (RD) : 10.5~12.5mm

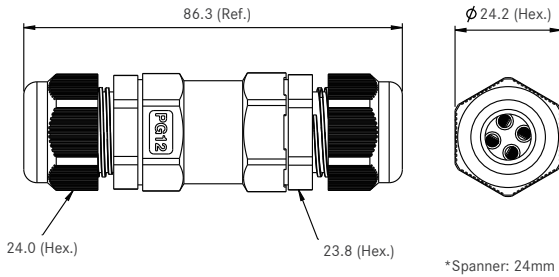
Material Specification

Gland Nut	Nylon, UL Recognized, Black
Gasket	Silicon, Yellow
L-Gasket	Silicon, Yellow
Seal	Silicon
Gland Pipe	Nylon + GF, UL Recognized, Black
Terminal Block Housing	Nylon + GF, UL Recognized, Black
Contact	Brass, Nickel-Plated
Screw	Stainless Steel, Nickel-Plated


【Note】 Design and specification are subject to change without notice.

└ I Tube

SC-L-UL12- ① - ②



- End barrier screw type of terminal block housing



- Waterproof rating: IP68 (50m/24hrs)
- In-house UV resistance test: 720hrs
- Accommodate a wide range of wire and cable's OD
- Quick and easy Installation
- Color Identification for sealing
- Easy-grip design

General Specification

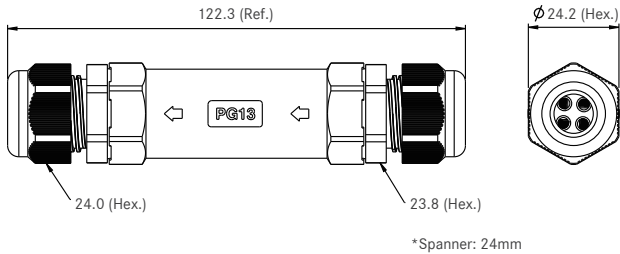
Number of Positions (Code ①)	2P (02), 3P (03), 4P (04) 5P (05)
Current Rating	20A for 2P & 3P 15A for 4P 8A for 5P
Voltage Rating	600V
Operating Temperature	-40°C~ 105°C
Wire Section	12~18 AWG (0.75~3.5 mm ²) for 2P~4P 14~18 AWG (0.75~2.5 mm ²) for 5P
Cable OD (Seal Color, Code ②)	<ul style="list-style-type: none"> ● (BL) : 4.5~6.5mm ● (YW) : 6.5~8.5mm ● (GN) : 8.5~10.5mm ● (RD) : 10.5~11.5mm

Material Specification

Gland Nut	Nylon , UL Recognized , Black
Gland Body	Nylon + GF , UL Recognized , Black
L-Gasket	Silicone , Yellow
Seal	Silicone
Gland Pipe	Nylon + GF , UL Recognized , Black
Terminal Block Housing	Nylon + GF , UL Recognized , Black
Contact	Brass, Nickel-Plated
Screw	Stainless Steel, Nickel-Plated

∟ XI Tube

SC-L-UL13- ① - ②



- End barrier screw type of terminal block housing



- Waterproof rating: IP68 (50m/24hrs)
- In-house UV resistance test: 720hrs
- Accommodate a wide range of wire and cable's OD
- Quick and easy Installation
- Color Identification for sealing
- Easy-grip design

General Specification

Number of Positions (Code ①)	2P (02), 3P (03), 4P (04) 5P (05)
Current Rating	20A for 2P & 3P 15A for 4P 8A for 5P
Voltage Rating	600V
Operating Temperature	-40°C~105°C
Wire Section	12~18 AWG (0.75~3.5 mm ²) for 2~4P 14~18 AWG (0.75~2.5 mm ²) for 5P
Cable OD (Seal Color, Code ②)	<ul style="list-style-type: none"> ● (BL) : 4.5~6.5mm ● (YW) : 6.5~8.5mm ● (GN) : 8.5~10.5mm ● (RD) : 10.5~11.5mm

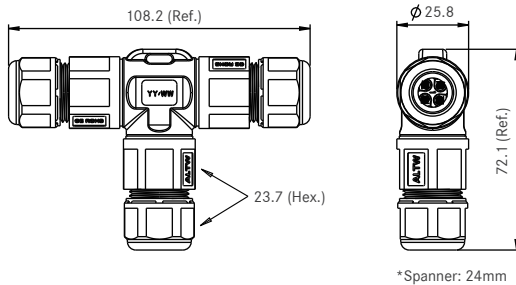
Material Specification

Gland Nut	Nylon, UL Rcongized , Black
Gland Body	Nylon + GF , UL Rcongized , Black
L-Gasket	Silicone , Yellow
Seal	Silicone
Gland Pipe	Nylon + GF , UL Rcongized , Black
Terminal Block Housing	Nylon + GF , UL Rcongized , Black
Contact	Brass, Nickel-Plated
Screw	Stainless Steel, Nickel-Plated

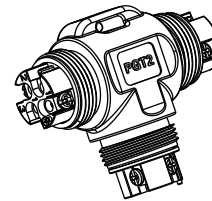
【Note】 Design and specification are subject to change without notice.

∨ T Tube

SC-L-ULT2- ① - ②



- Screw type of terminal block housing



- Waterproof rating: IP68 (50m/24hrs)
- In-house UV resistance test: 720hrs
- Accommodate a wide range of wire and cable's OD
- Quick and easy Installation
- Color Identification for sealing
- Easy- grip design

General Specification

Number of Positions (Code ①)	2P (02) , 3P (03) , 4P (04)
Current Rating	20A for 2P & 3P 15A for 4P
Voltage Rating	600V
Operating Temperature	-40°C~105°C
Wire Section	12~18 AWG (0.75~3.5 mm ²)
Cable OD (Seal Color, Code ②)	<ul style="list-style-type: none"> ● (BL) : 4.5~6.5mm ● (YW) : 6.5~8.5mm ● (GN) : 8.5~10.5mm ● (RD) : 10.5~12.5mm

Material Specification

Gland Nut	Nylon , UL Recognized , Black
Gasket	Silicone, Yellow
L-Gasket	Silicone, Yellow
Seal	Silicone
Gland Pipe	Nylon + GF , UL Recognized , Black
Terminal Block Housing	Nylon + GF , UL Recognized , Black
Contact	Brass, Nickel-Plated
Screw	Stainless Steel, Nickel-Plated