

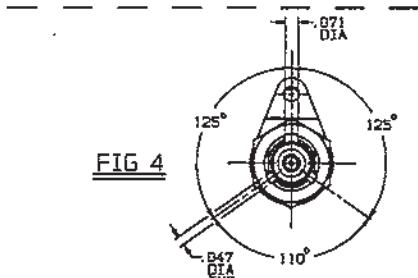
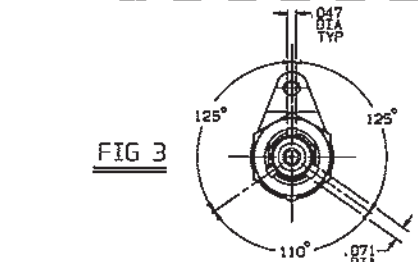
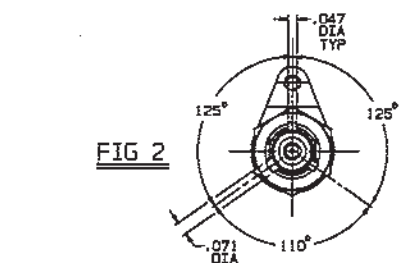
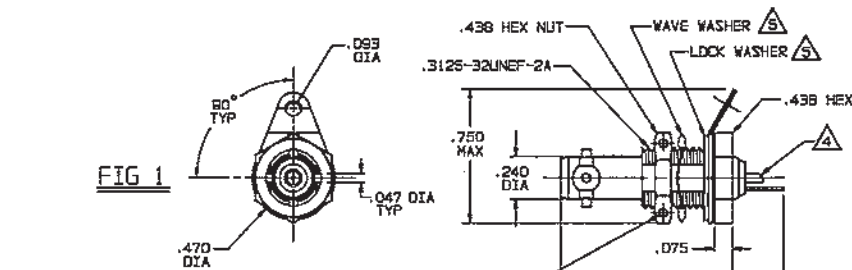
# RED INDICATES ORIGINAL

DATA CONTAINED BY THIS DOCUMENT IS PROPRIETARY TO TROMPETER ELECTRONICS, INC. AND SHALL NOT BE DISCLOSED, COPIED OR USED FOR REPRODUCTION OR MANUFACTURE WITHOUT EXPRESS WRITTEN PERMISSION.

REV		ED	DESCRIPTION	DWN	APPROVED	DATE
B	10848		.750 MAX WAS .717 ADDED SAFETY WIRE HOLES TO SH 1	DKC	BM, FOL	9/1/94

DASH NO	MODEL NO	CENTER CONTACT / INTMD CONTACT TYPE
-1	B.J450FLP	SOCKET/PIN
-2	B.J450FLS	PIN/SOCKET
-3	B.J450FP	SOCKET/PIN
-4	B.J450PS	PIN/SOCKET
-5	B.J450RP	SOCKET/PIN
-6	B.J450RS	PIN/SOCKET
-7	B.J450WP	SOCKET/PIN
-8	B.J450WS	PIN/SOCKET

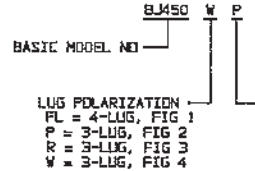
INCH	MM
.010	0.25
.028	0.66
.03	0.76
.047	1.18
.071	1.90
.075	1.91
.099	2.36
.130	3.30
.240	6.10
.274	6.88
.278	7.08
.330	8.38
.335	8.51
.438	11.13
.470	11.94
.750	19.05
.795	20.18
1.03	26.18



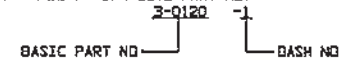
-1 SHOWN

RECOMMENDED PANEL CUTOUT

7. EXAMPLE OF COMPLETE MODEL NO:



8. EXAMPLE OF COMPLETE PART NO:



- ▲ MAX PNL THK .130 WITH EITHER LOCK WASHER OR WAVE WASHER
- ▲ SOLDER PdT ACCEPTS .028 MAX DIA CONDUCTOR
- 3. CONCENTRIC TWINAX UNINSULATED BULKHEAD MOUNT RECEPTACLE, SOCKET CENTER CONTACT AND PIN INTERMEDIATE CONTACT OR PIN CENTER CONTACT AND SOCKET INTERMEDIATE CONTACT
- 2. FINISH: TFS-111 (500 HRS SALT SPRAY)
- 1. ALL DIM ARE IN INCHES

QTY	DESCRIPTION	PART NUMBER	ITEM
TOL UNLESS SPECIFIED			
.XX ± .03			
.XXX ± .010			
.XXXX			
ANNEAL			
DWN	DKC	8-19-84	MATERIAL CODE IDENT
CHK	BM	8-31-94	14949
ENGR			
APPR	FOL	9/1/94	
NEXT ASSY		SCALE 2/1	DATE 5-21-87 SHEET 1 OF 2