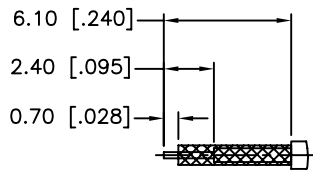
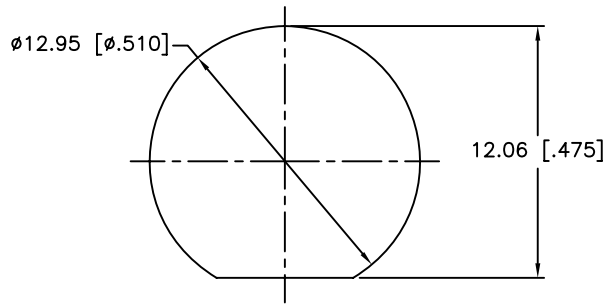


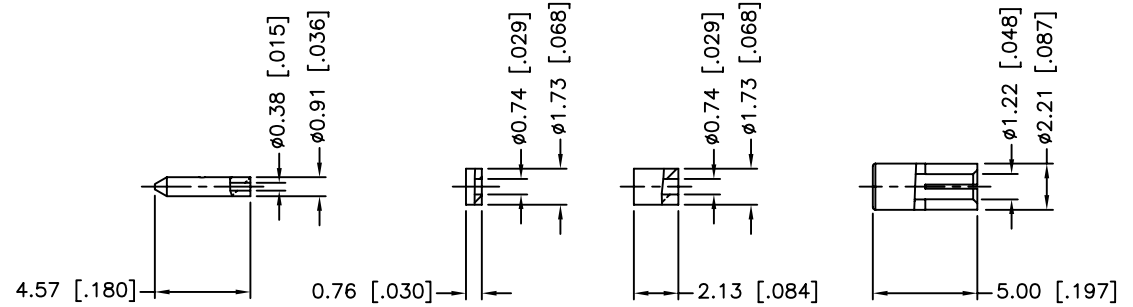
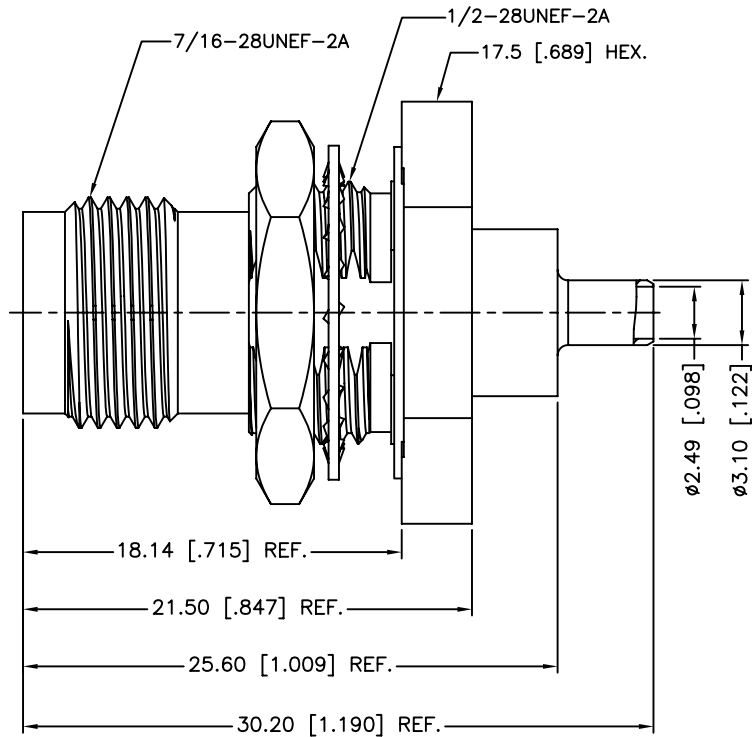
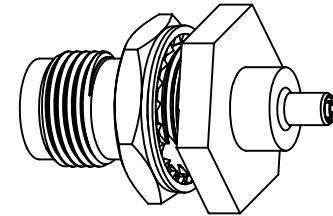
REV.	DATE	ECR NO.	DESCRIPTION
NC	09/24/10	XXXXXX	INITIAL RELEASE
A	11/08/11	2255	REPLACING ROUND FLANGES WITH HEX FLANGES



RECOMMENDED
CABLE STRIPPING DIM'S



RECOMMENDED
MOUNTING HOLE



1. CRIMPED FERRULE
HEX CRIMP SIZE .105"
2. CRIMPED CONTACT PIN
SQ. CRIMP SIZE 0.7 mm
3. IP-67 COMPLIANT

NO.	DESCRIPTION	MATERIAL	FINISH	QTY
13	INNER FERRULE	BRASS	NICKEL	1
12	SLEEVE	BRASS	NICKEL	1
11	INSULATOR	PTFE	NATURAL	1
10	CONTACT PIN	BRASS	GOLD	1
9	RETAINING RING	BRASS	NICKEL	1
8	HEX NUT	BRASS	NICKEL	1
7	O-RING	SILICONE	RED	1
6	LOCK WASHER	PHOSPHOR BRONZE	NICKEL	1
5	CONTACT PIN	PHOSPHOR BRONZE	GOLD	1
4	GASKET	SILICONE	RED	1
3	BODY	BRASS	NICKEL	1
2	INSULATOR	PTFE	NATURAL	1
1	BARREL	BRASS	NICKEL	1
	DESCRIPTION	MATERIAL	FINISH	QTY

UNLESS OTHERWISE SPECIFIED DIMENSIONS ARE IN MILLIMETERS. DIMENSIONS IN [] ARE IN INCHES AND FOR CUSTOMER REFERENCE ONLY.

UNLESS OTHERWISE SPECIFIED TOLERANCES FOR MILLIMETERS ARE:
0.5 - 8mm ± 0.20mm
8 - 30mm ± 0.40mm
30 - 120mm ± 0.50mm

UNLESS OTHERWISE SPECIFIED TOLERANCES FOR INCHES ARE:
.020 - .315 ± 0.007"
.315 - 1.180 ± 0.015"
1.180 - 4.724 ± 0.020"

DO NOT SCALE DRAWING

APPROVALS		DATE
DRAWN	M.ZHANG	11/08/11
CHECKED		
ISSUED		
SHEET	1 OF 1	
CAD FILE	C:/CONNEX/122542RP.DWG	

PART DESCRIPTION		
Amphenol Connex		
RP-TNC BULKHEAD JACK, IP-67 COMPLIANT (FOR 1.13 MM CABLE)		
PART NO.		122542RP
DWG. NO.	122542RP.DWG	REV. A SIZE A SCALE NA