
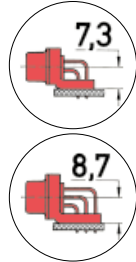


Number of contacts

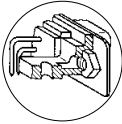
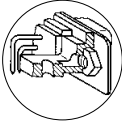
Mounting height

Standard Versions

9-37  
50



Stamped solder pins, angled without grounding board locks

Identification	No. of contacts	Part number	
<b>Performance levels</b> Explanations see page 05.04 Other performance levels on request		Performance level 3	Performance level 2
<b>Male connector</b> metal shell with dimples  	9 15 25 37	2.84 mm pitch  09 65 123 780 . 1) 09 65 223 780 . 1) 09 65 323 780 . 1) 09 65 423 780 . 1)	2.84 mm pitch  09 65 123 680 . 1) 09 65 223 680 . 1) 09 65 323 680 . 1) 09 65 423 680 . 1)
		2.54 mm pitch  09 65 122 780 . 09 65 222 780 . 09 65 322 780 . 09 65 422 780 .	2.54 mm pitch  09 65 122 680 . 09 65 222 680 . 09 65 322 680 . 09 65 422 680 .
<b>Female connector</b> metal shell  	9 15 25 37	2.84 mm pitch  09 66 113 760 . 1) 09 66 213 760 . 1) 09 66 313 760 . 1) 09 66 413 760 . 1)	2.84 mm pitch  09 66 113 660 . 1) 09 66 213 660 . 1) 09 66 313 660 . 1) 09 66 413 660 . 1)
		2.54 mm pitch  09 66 112 760 . 09 66 212 760 . 09 66 312 760 . 09 66 412 760 . 09 66 512 760 . 1)	2.54 mm pitch  09 66 112 660 . 09 66 212 660 . 09 66 312 660 . 09 66 412 660 . 09 66 512 660 . 1)
Please insert digit for flange thread or fitted female screw locks Ø 3.1 mm hole ▶ 0 <sup>1)</sup> M3 ▶ 1 4-40 UNC ▶ 2 fitted screw locks 4-40 UNC ▶ 3			

<sup>1)</sup> Not normally kept in stock