

Contents	Page
Hoods/Housings, metal Han® 3 A.....	31.4
Hoods/Housings, thermoplastic Han® 3 A.....	31.10
Standard hoods/housings Han® 10-32 A	31.16
Standard hoods/housings Han® B	31.26
Han® Easy Hood hoods/housings.....	31.73
Han-Drive® hoods/housings.....	31.77
Han® 3 M hoods/housings	31.80
Han® M hoods/housings	31.84
Han® 3 EMC hoods/housings	31.97
Han® EMC hoods/housings	31.101
Han® EMC/B hoods/housings.....	31.108
Han® 3 HPR hoods/housings.....	31.118
Han® HPR hoods/housings.....	31.127
Han-INOX® hoods/housings	31.146

Han® 3 A Standard Hoods/Housings Metal hoods/housings for industrial applications

Material	zinc die-cast
Colour	RAL 7037 (grey)
Surface	powder-coated
Locking element	steel, zinc-plated
Lever type	lever, metal
Hoods/Housings seal	NBR
Limiting temperatures	-40 °C ... +125 °C
Flammability acc. to UL 94	V 0
Degree of protection acc. to DIN EN 60 529 for coupled connector	IP44 IP67 is achieved with seal screw 09 20 000 9918

Han-Drive® Housings for motor applications

Material	aluminium die-cast
Colour	non coloured / RAL 7037 (grey)
Surface	electrical conductive / powder-coated / unpainted
Locking element	stainless steel
Lever type	Han-Easy Lock®
Hoods/Housings seal	NBR
Limiting temperatures	-40 °C ... +125 °C
Approval acc. to UL 50	NEMA Type 4/4X/12
Degree of protection acc. to DIN EN 60 529 for coupled connector	IP65

Han® 3 A Hoods/Housings Plastic hoods/housings for industrial applications

Material	polycarbonate
Colour	RAL 7032 (light grey) / RAL 9005 (black)
Locking element	polyamide
Lever type	lever, plastic
Hoods/Housings seal	NBR
Limiting temperatures	-40 °C ... +125 °C
Approval acc. to UL 50	NEMA Type 4/4X/12
Flammability acc. to UL 94	V 0
Degree of protection acc. to DIN EN 60 529 for coupled connector	IP44 IP67 is achieved with seal screw 09 20 000 9918

Han® 3 M Hoods/Housings Hoods/Housings for higher environmental requirements

Material	zinc die-cast
Colour	RAL 9005 (black)
Surface	- Top coat epoxy powder paint
Locking element	stainless steel
Lever type	lever, metal
Hoods/Housings seal	FPM
Limiting temperatures	-40 °C ... +125 °C
Corrosion resistance	ASTM B117-09 (500 h)
Degree of protection acc. to DIN EN 60 529 for coupled connector	IP44 IP67 is achieved with seal screw 09 20 000 9918

Han® Standard Hoods/Housings Metal hoods/housings for industrial applications

Material	aluminium die-cast
Colour	RAL 7037 (grey)
Surface	powder-coated
Locking element	stainless steel
Lever type	Han-Easy Lock®
Hoods/Housings seal	NBR
Limiting temperatures	-40 °C ... +125 °C
Approval acc. to UL 50	NEMA Type 4/4X/12
Degree of protection acc. to DIN EN 60 529 for coupled connector	IP65

Han® M Hoods/Housings Hoods/Housings for higher environmental requirements

Material	aluminium die-cast
Colour	RAL 9005 (black)
Surface	- Top coat epoxy powder paint
Locking element	stainless steel
Lever type	lever, metal
Hoods/Housings seal	FPM
Limiting temperatures	-40 °C ... +125 °C
Approval acc. to UL 50	NEMA Type 4/4X/12
Corrosion resistance	ASTM B117-09 (500 h)
Degree of protection acc. to DIN EN 60 529 for coupled connector	IP65

Han® 3 EMC Hoods/Housings Hoods/Housings for higher EMC requirements

Material	zinc die-cast
Colour	non coloured
Surface	electrical conductive
Locking element	steel, zinc-plated
Lever type	lever, metal
Hoods/Housings seal	NBR
Limiting temperatures	-40 °C ... +125 °C
Degree of protection acc. to DIN EN 60 529 for coupled connector	IP44 IP67 is achieved with seal screw 09 20 000 9918

Han-INOX® Hoods/Housings for higher corrosion requirements

Material	stainless steel
Colour	non coloured
Surface	electrical conductive
Locking element	stainless steel
Lever type	lever, metal
Hoods/Housings seal	NBR
Limiting temperatures	-40 °C ... +125 °C
Degree of protection acc. to DIN EN 60 529 for coupled connector	IP65 IP44 IP67 is achieved with seal screw 09 20 000 9918
- Size Han® 3 A	

Han® EMC Hoods/Housings Hoods/Housings for higher EMC requirements

Material	aluminium die-cast
Colour	non coloured
Surface	electrical conductive
Locking element	
- Screw locking	M5
- Material	stainless steel
- Tightening torque	3 Nm
Hoods/Housings seal	NBR
Limiting temperatures	-40 °C ... +125 °C
Approval acc. to UL 50	NEMA Type 4/4X/12
Degree of protection acc. to DIN EN 60 529 for coupled connector	IP65

Han® 3 HPR Hoods/Housings Hoods/Housings for harsh environmental requirements

Material	zinc die-cast
Colour	RAL 9005 (black)
Surface	
- Top coat	epoxy powder paint / chromated
Locking element	
- Screw locking	M4
- Material	stainless steel
- Tightening torque	2 Nm
Hoods/Housings seal	NBR
Limiting temperatures	-40 °C ... +125 °C
Corrosion resistance	ASTM B117-09 (500 h)
Degree of protection acc. to DIN EN 60 529 for coupled connector	IP68 / IP69K

Attention
The sealing on the insert has to be removed.
The sealing screw of the insulation body must be replaced by the sealing screw of the hood.

Han® EMC/B Hoods/Housings Hoods/Housings for higher EMC requirements

Material	
- Hoods/Housings	aluminium die-cast
- shielded frames	zinc die-cast alloy
Colour	non coloured
Surface	
- Hoods/Housings	electrical conductive
- shielded frames	electrical conductive
Locking element	stainless steel
Lever type	Han-Easy Lock®
Hoods/Housings seal	NBR
Limiting temperatures	-40 °C ... +125 °C
Approval acc. to UL 50	NEMA Type 4/4X/12
Degree of protection acc. to DIN EN 60 529 for coupled connector	IP65

Han® HPR Hoods/Housings Hoods/Housings for harsh environmental requirements

Material	aluminium die-cast, corrosion resistant
Colour	RAL 9005 (black)
Surface	
- Top coat	epoxy powder paint
Locking element	
- Screw locking	M6
- Material	stainless steel
- Tightening torque	4 Nm
- Toggle locking	
- Material	stainless steel
Hoods/Housings seal	NBR
Limiting temperatures	-40 °C ... +125 °C
Approval acc. to UL 50	NEMA Type 4/4X/12
Corrosion resistance	ASTM B117-09 (500 h)
Degree of protection acc. to DIN EN 60 529 for coupled connector	IP68 / IP69K (does not apply to Han® 48 HPR)

Features

- Metal hoods/housings for industrial applications

Technical characteristics

Limiting temperatures	-40 °C ... 125 °C
Degree of protection acc. to IEC 60529	IP44 / IP67 is achieved with seal screw 09 20 000 9918
Material (hoods/housings)	zinc die-cast
Surface (hoods/housings)	powder-coated
Colour (hoods/housings)	RAL 7037 (grey)
Material (locking lever)	steel, zinc-plated
Material (seal)	NBR


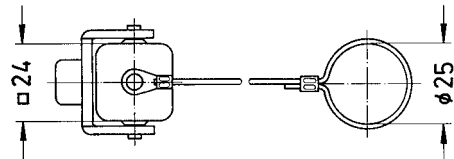

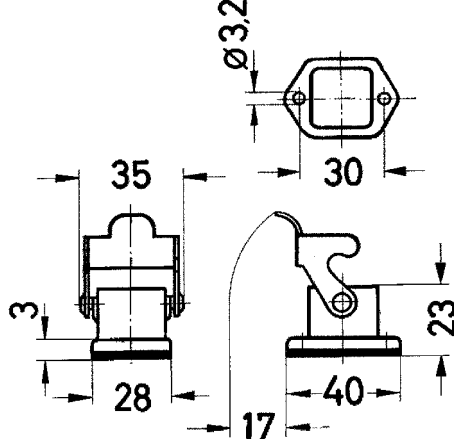

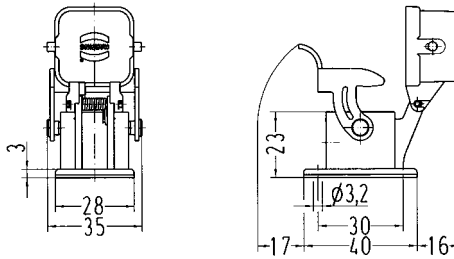

Specifications and approvals




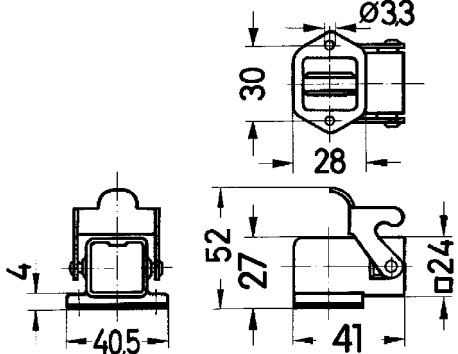

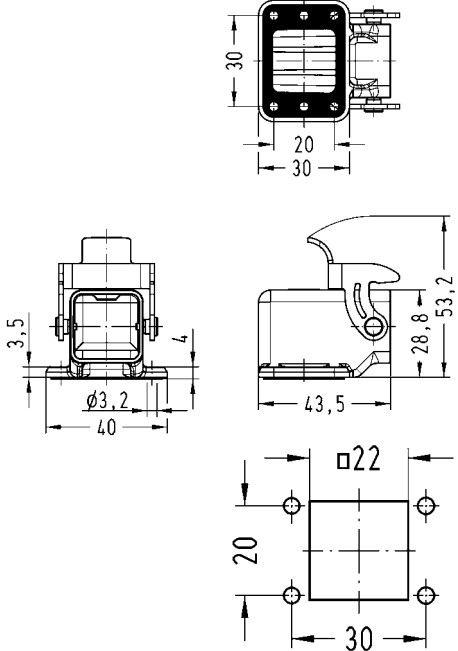

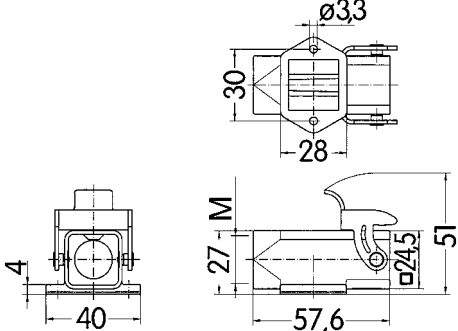
Metal hoods/housings for industrial applications
double locking lever


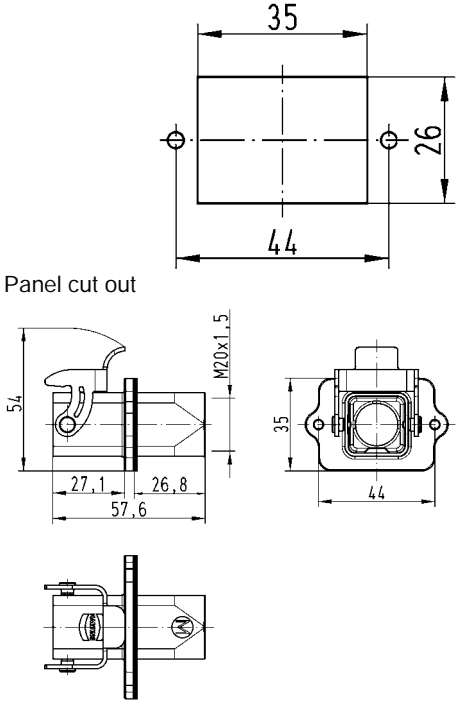


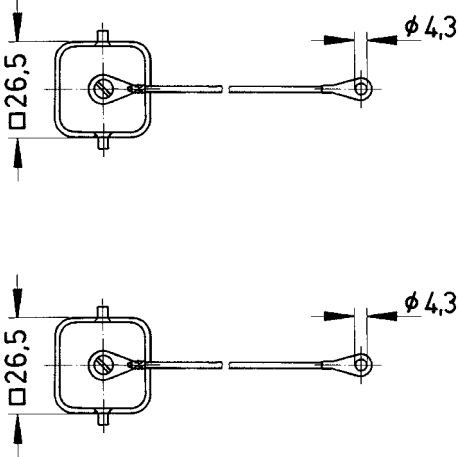

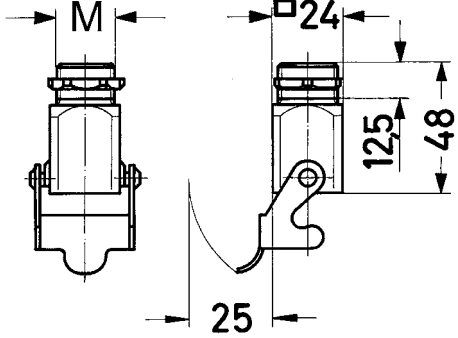
Identification	Cable entry	Part number	Drawing Dimensions in mm
Han A® , Hoods, top entry	1xM20	19 20 003 1440	
Han A® , Hoods, side entry	1xM20	19 20 003 1640	
Han A® , Hood with integrated cable gland, top entry	6...12 mm 11...17 mm	19 20 003 1421 19 20 003 1422	
Han A® , Protection cover for hoods, for mounted female insert, metal, with securing flex, with sealing		09 20 003 5421	

Hoods
Housings

Identification	Cable entry	Part number	Drawing Dimensions in mm
<p>Han A®, Protection cover for hoods, for mounted male insert or for mounted Han-Brid® insert, metal, with securing flex</p> 		09 20 003 5422	
<p>Han A®, Bulkhead mounted housings, straight</p> 		09 20 003 0301	 <p>Panel cut out 22 x 22 mm</p>
<p>Han A®, Bulkhead mounted housings, straight, with metal cover, for male inserts</p> 		09 20 003 0305	 <p>Panel cut out 22 x 22 mm</p>
<p>Han A®, Bulkhead mounted housings, straight, with sealing, for female inserts</p> 		09 20 003 0306	

Hoods
Housings

Identification	Cable entry	Part number	Drawing Dimensions in mm
<p>Han A® , Bulkhead mounted housings, angled, 2 fixing screws</p> 		09 20 003 0801	 <p>Panel cut out 22 x 22 mm</p>
<p>Han A® , Bulkhead mounted housings, angled, 4 fixing screws</p> 		09 20 003 0810	 <p>Panel cut out 22 x 22 mm</p>
<p>Han A® , Surface mounted housings, top entry, open bottom</p> 	1xM20	19 20 003 1250	 <p>Panel cut out 22 x 22 mm</p>

Identification	Cable entry	Part number	Drawing Dimensions in mm
<p>Han A®, Panel feed through housings, top entry</p> 	<p>1xM20</p>	<p>19 20 003 1120</p>	 <p>Panel cut out</p>
<p>Han A®, Protection cover for housings, for mounted female insert or for mounted Han-Brid® insert, metal, with securing flex, with sealing</p>  <p>Han A®, Protection cover for housings, for mounted male insert, metal, with securing flex</p> 		<p>09 20 003 5425</p> <p>09 20 003 5426</p>	
<p>Han A®, Screw mounted housings, top entry</p> 	<p>1xM20</p>	<p>19 20 003 1150</p>	

Features

- Plastic hoods/housings for industrial applications


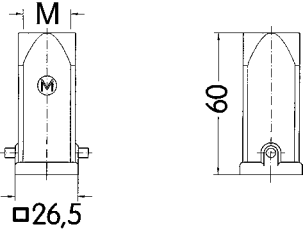

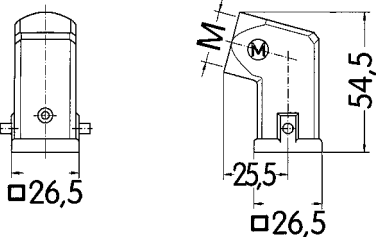

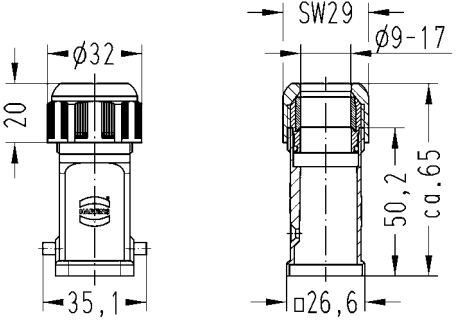
Technical characteristics

Limiting temperatures	-40 °C ... 125 °C
Flammability (hoods/housings) acc. to UL 94	V 0
Flammability (locking lever) acc. to UL 94	V 0
Protection class acc. to UL 50	NEMA type 4/4X/12
Degree of protection acc. to IEC 60529	IP44 / IP67 is achieved with seal screw 09 20 000 9918
Material (hoods/housings)	polycarbonate
Colour (hoods/housings)	RAL 7032 (light grey), RAL 9005 (black)
Material (locking lever)	polyamide
Colour (locking lever)	RAL 7032 (light grey), RAL 9005 (black)
Material (seal)	NBR

Specifications and approvals


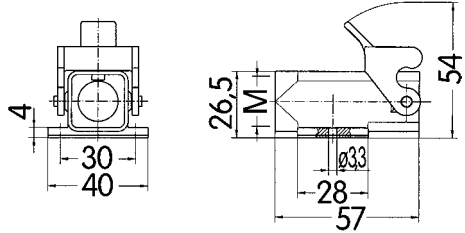
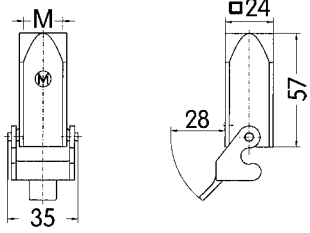

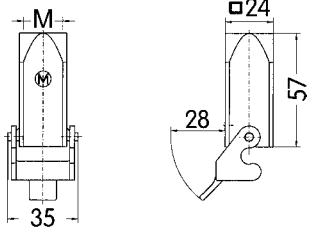
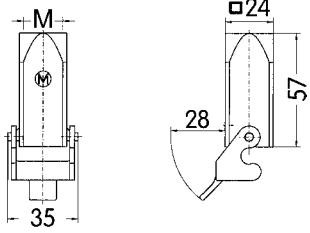


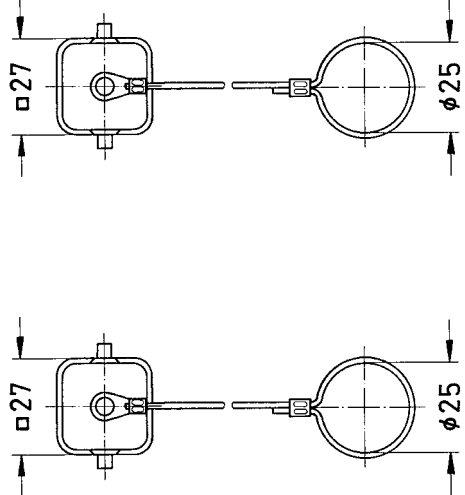


Plastic hoods/housings for industrial applications
double locking lever


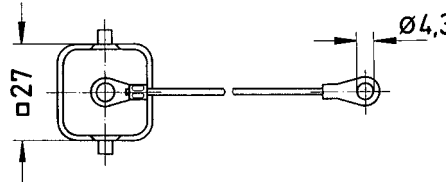


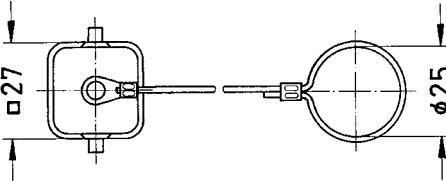


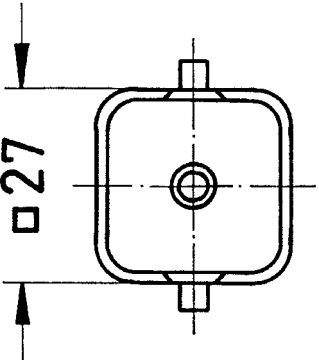
Identification	Cable entry	Part number	Drawing Dimensions in mm
Han A® , Hoods, top entry 	1xM20	19 20 003 0420	
Han A® , Hoods, top entry, black	1xM20	19 20 003 0427	
Han A® , Hoods, side entry 	1xM20	19 20 003 0620	
Han A® , Hoods, side entry, black	1xM20	19 20 003 0627	
Han A® , Hood with integrated cable gland, top entry 		19 20 003 0410	
Han A® , Hood with integrated cable gland, top entry, black		19 20 003 0418	



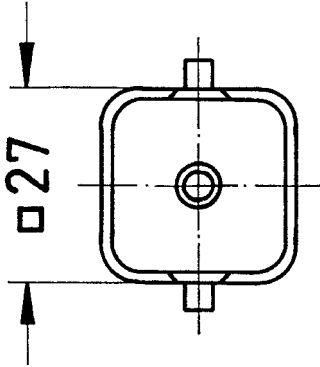
Identification	Cable entry	Part number	Drawing Dimensions in mm
Han A®, Protection cover for hoods, for mounted female insert or for mounted Han-Brid® insert, plastic, with securing flex, with sealing		09 20 003 5441	
Han A®, Protection cover for hoods, for mounted male insert or for mounted Han-Brid® insert, plastic, with securing flex		09 20 003 5442	
Han A®, Bulkhead mounted housings, straight		09 20 003 0320	<p>Panel cut out 22 x 22 mm</p>
Han A®, Bulkhead mounted housings, angled		09 20 003 0820	<p>Panel cut out 22 x 22 mm</p>
Han A®, Bulkhead mounted housings, straight, black Han A®, Bulkhead mounted housings, angled, black		09 20 003 0327 09 20 003 0827	

Hoods
Housings

Identification	Cable entry	Part number	Drawing Dimensions in mm
<p>Han A® , Surface mounted housings, top entry</p> 	<p>1xM20</p>	<p>19 20 003 0220</p>	 <p>Panel cut out 22 x 22 mm</p>
<p>Han A® , Surface mounted housings, top entry, black</p>	<p>1xM20</p>	<p>19 20 003 0227</p>	
<p>Han A® , Cable to cable housings, top entry</p> 	<p>1xM20</p>	<p>19 20 003 0720</p>	
<p>Han A® , Cable to cable housings, top entry, black</p>	<p>1xM20</p>	<p>19 20 003 0727</p>	
<p>Han A® , Protection cover for cable to cable hous- ings, for mounted female insert, plastic, with sealing, with securing flex</p>  <p>Han A® , Protection cover for cable to cable hous- ings, for mounted male insert, plastic, with securing flex</p> 		<p>09 20 003 5447</p> <p>09 20 003 5448</p>	



Identification	Cable entry	Part number	Drawing Dimensions in mm
<p>Han A®, Protection cover for housings, for mounted female insert, plastic, with sealing, with securing flex</p> 		09 20 003 5445	
<p>Han A®, Protection cover for housings, for mounted male insert, plastic, with securing flex</p> 		09 20 003 5446	
<p>Han A®, Protection cover for housings, for mounted female insert, plastic, with sealing, with securing flex, black</p> 		09 20 003 5449	
<p>Han A®, Protection cover for housings, for mounted male insert, plastic, with securing flex, black</p> 		09 20 003 5450	
<p>Han A®, Protection cover for housings, plastic</p> 		09 20 003 5407	

Identification	Cable entry	Part number	Drawing Dimensions in mm
<p>Han A®, Protection cover for housings, for mounted female insert or for mounted Han-Brid® insert, plastic, with sealing</p> 		09 20 003 5408	
<p>Han A®, Protection cover, for mounted female insert or for mounted Han-Brid® insert, plastic, with sealing, black</p> 		09 20 003 5409	

Features

- Metal hoods/housings for industrial applications


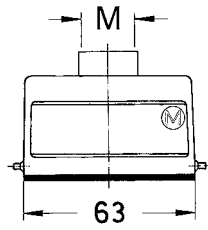
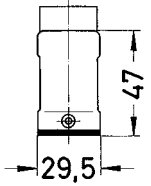

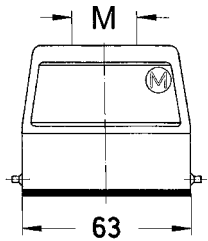
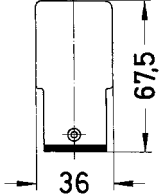

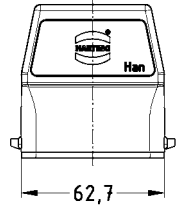
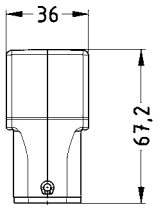
Technical characteristics

Limiting temperatures	-40 °C ... 125 °C
Flammability (locking lever) acc. to UL 94	V 0
Protection class acc. to UL 50	NEMA type 4/4X/12
Degree of protection acc. to IEC 60529	IP65
Material (hoods/housings)	aluminium
Colour (hoods/housings)	RAL 7037 (grey)
Material (locking lever)	polycarbonate + stainless steel
Colour (locking lever)	RAL 7037 (grey)
Material (seal)	NBR


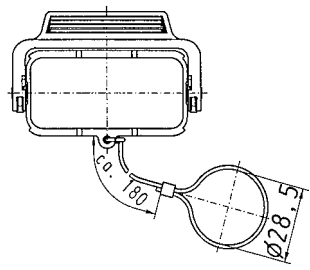

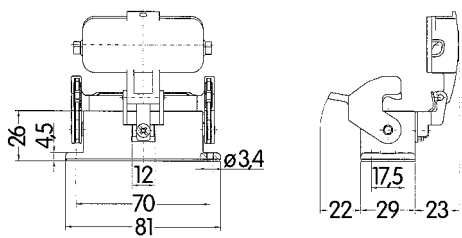

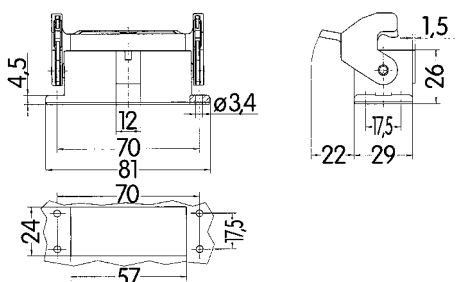

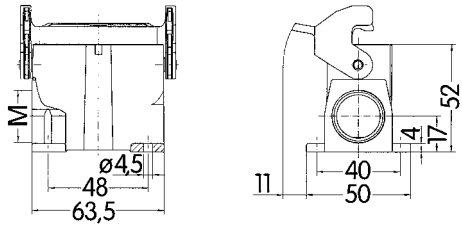

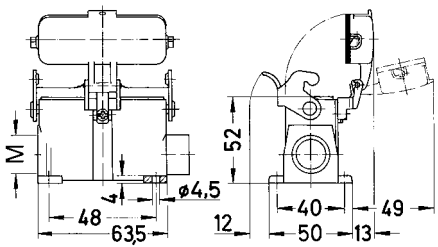
Specifications and approvals




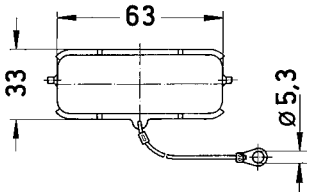
Metal hoods/housings for industrial applications
single locking lever

Identification	Cable entry	Part number		Drawing Dimensions in mm	
		Low construction	High construction		
Han A® , Hoods, top entry 	1xM20 1xM25	19 20 010 1440	19 20 010 0446		
Han A® , Hoods, side entry 	1xM20 1xM25	19 20 010 1540	19 20 010 0546		
Han A® , Hoods, without cable entry 			09 20 010 0801		

Hoods
Housings


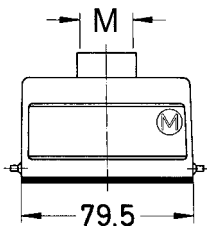
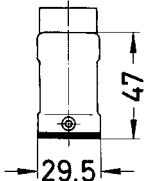

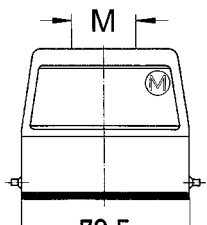
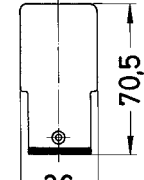

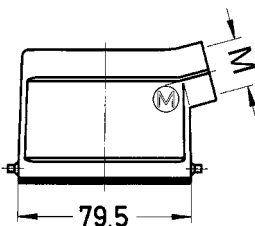
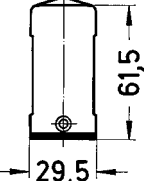

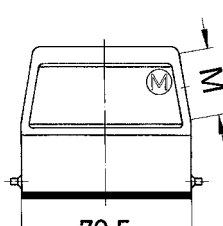
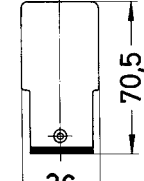
Identification	Cable entry	Part number		Drawing Dimensions in mm
		Low construction	High construction	
Han A®, Protection cover for hoods, metal, Han-Easy Lock®, with securing flex 		09 20 010 5423	09 20 010 5423	
Han A®, Bulkhead mounted housings, Han-Easy Lock®, with thermo-plastic cover 		09 20 010 0321		
Han A®, Bulkhead mounted housings, Han-Easy Lock® 		09 20 010 0301		 <p>Panel cut out</p>
Han A®, Surface mounted housings, side entry, Han-Easy Lock® 	1xM25 2xM20	19 20 010 0251 19 20 010 0290		
Han A®, Surface mounted housings, side entry, Han-Easy Lock®, with thermo-plastic cover 	2xM20		19 20 010 0295	

Hoods
Housings


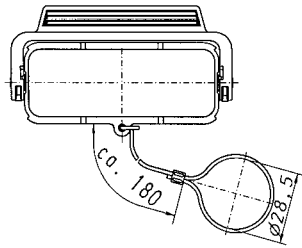

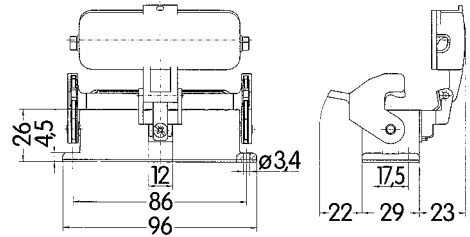

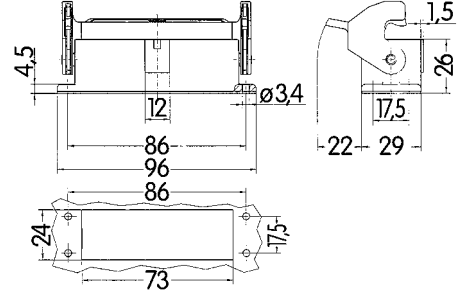

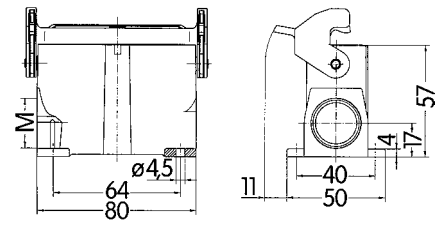
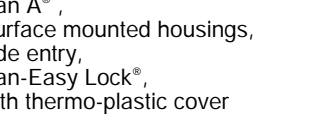
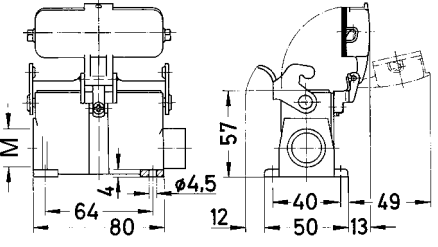
Identification	Cable entry	Part number		Drawing Dimensions in mm
		Low construction	High construction	
Han A®, Cover for housings, metal, with securing flex 		09 20 010 5425	09 20 010 5425	



Metal hoods/housings for industrial applications
single locking lever


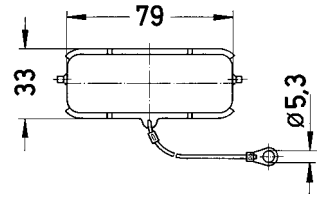
Identification	Cable entry	Part number		Drawing Dimensions in mm	
		Low construction	High construction		
Han A®, Hoods, top entry 	1xM20 1xM25	19 20 016 1440	19 20 016 0446		
Han A®, Hoods, side entry 	1xM20 1xM25	19 20 016 1540	19 20 016 0546		
Han A®, Hoods, side entry 	1xM20 1xM25	19 20 016 1540	19 20 016 0546		
Han A®, Hoods, without cable entry 			09 20 016 0801		

Hoods
Housings

Identification	Cable entry	Part number		Drawing Dimensions in mm
		Low construction	High construction	
Han A®, Protection cover for hoods, metal, Han-Easy Lock®, with securing flex 		09 20 016 5423	09 20 016 5423	
Han A®, Bulkhead mounted housings, Han-Easy Lock®, with thermo-plastic cover 		09 20 016 0321		
Han A®, Bulkhead mounted housings, Han-Easy Lock® 		09 20 016 0301		 <p>Panel cut out</p>
Han A®, Surface mounted housings, side entry, Han-Easy Lock® 	1xM25 2xM20 2xM25	19 20 016 0251 19 20 016 0290 19 20 016 0291		
Han A®, Surface mounted housings, side entry, Han-Easy Lock®, with thermo-plastic cover 	2xM20	19 20 016 0295		


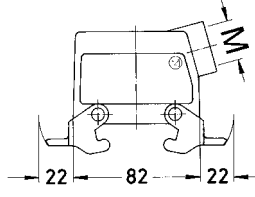
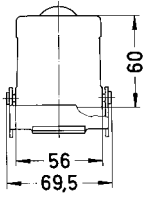

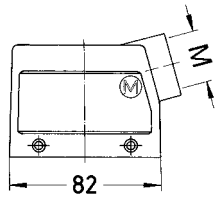
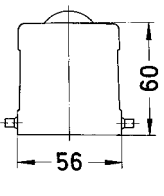

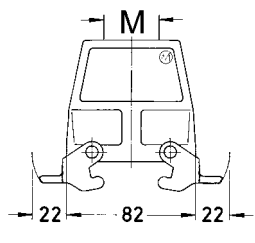
Hoods
Housings




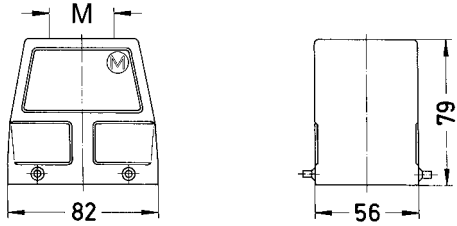

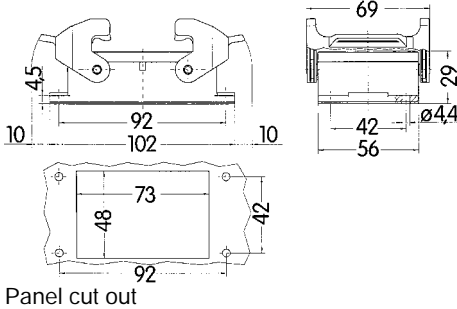

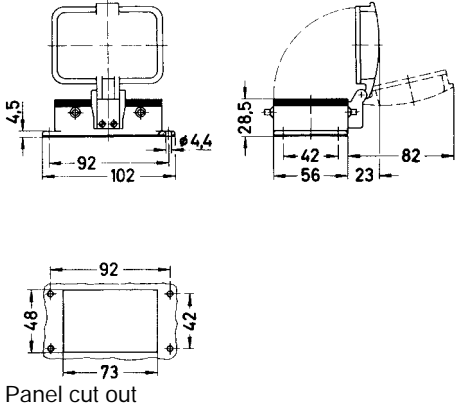

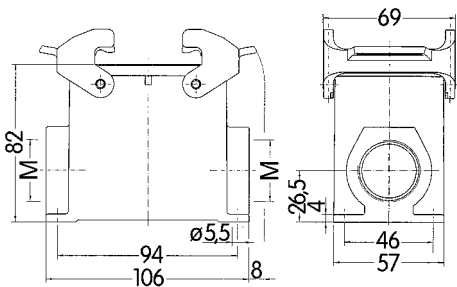
Identification	Cable entry	Part number		Drawing Dimensions in mm
		Low construction	High construction	
Han A®, Cover for housings, metal, with securing flex 		09 20 016 5425	09 20 016 5425	

Hoods
Housings


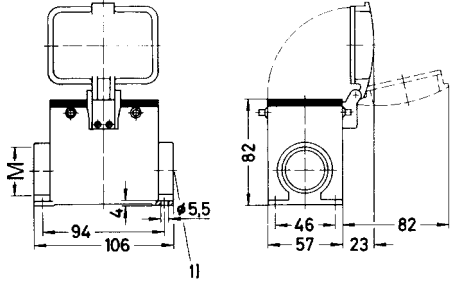



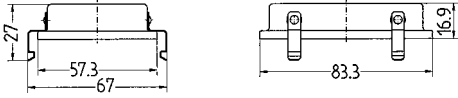
Metal hoods/housings for industrial applications
double locking lever

Identification	Cable entry	Part number		Drawing Dimensions in mm	
		Low construction	High construction		
Han A® , Hoods, side entry, Han-Easy Lock® 	1xM25 1xM32	19 20 032 1531	19 20 032 0537		
Han A® , Hoods, side entry 	1xM25 1xM32	19 20 032 1521	19 20 032 0527		
Han A® , Hoods, top entry, Han-Easy Lock® 	1xM32		19 20 032 0437		

Hoods
Housings

Identification	Cable entry	Part number		Drawing Dimensions in mm
		Low construction	High construction	
Han A®, Hoods, top entry 	1xM25 1xM32		19 20 032 0426 19 20 032 0427	
Han A®, Bulkhead mounted housings, Han-Easy Lock® 		09 20 032 0301		 <p>Panel cut out</p>
Han A®, Bulkhead mounted housings, with thermo-plastic cover 		09 20 032 0302		 <p>Panel cut out</p>
Han A®, Surface mounted housings, side entry, Han-Easy Lock® 	1xM25 1xM32 2xM32		19 20 032 0231 19 20 032 0232 19 20 032 0272	

Hoods
Housings

Identification	Cable entry	Part number		Drawing Dimensions in mm
		Low construction	High construction	
Han A®, Surface mounted housings, side entry, with thermo-plastic cover 	1xM25		19 20 032 0226	 <p>1) Blind way for one cable entry</p>
Han A®, Protection cover for housings, metal 		09 20 032 5405	09 20 032 5405	
Han A®, Protection cover for hoods, metal 		09 20 032 5401	09 20 032 5401	

Features

- Metal hoods/housings for industrial applications
- Locking levers: Han-Easy Lock®
- **Field of application:** for excellent mechanical and electrical protection in demanding environments, for example, in the automobile and mechanical engineering industries also for process and regulation control applications
- **Distinguishing feature:** hoods/housings colour-coded grey (RAL 7037)


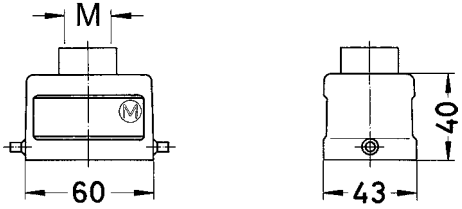

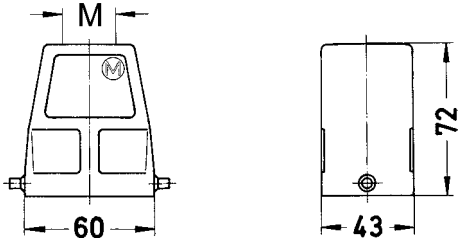

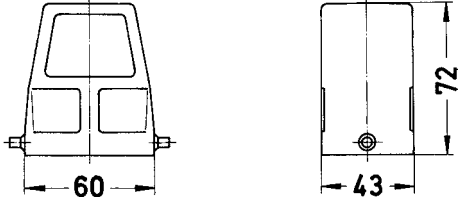
Technical characteristics

Limiting temperatures	-40 °C ... 125 °C
Flammability (locking lever) acc. to UL 94	V 0
Protection class acc. to UL 50	NEMA type 4/4X/12
Degree of protection acc. to IEC 60529	IP65, IP65 / IP67
Material (hoods/housings)	aluminium, polycarbonate
Surface (hoods/housings)	powder-coated
Colour (hoods/housings)	RAL 7037 (grey)
Material (locking lever)	polycarbonate + stainless steel, stainless steel
Colour (locking lever)	RAL 7037 (grey)
Material (seal)	NBR


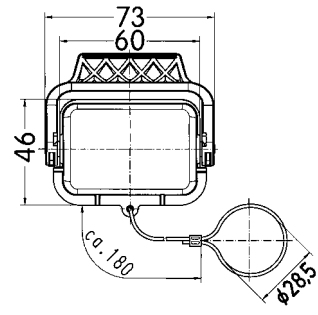

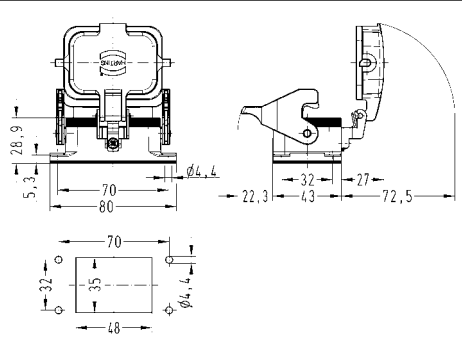

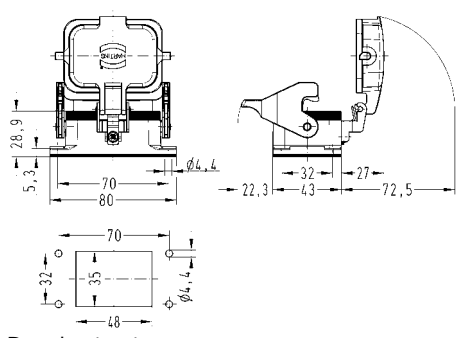

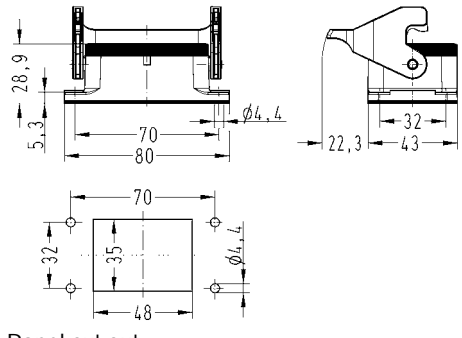
Specifications and approvals




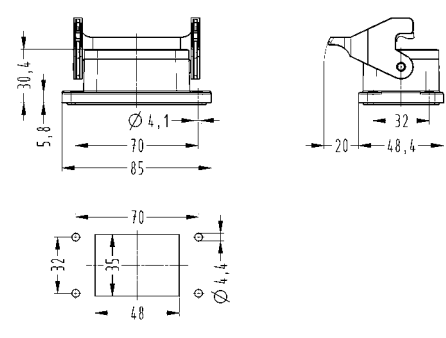

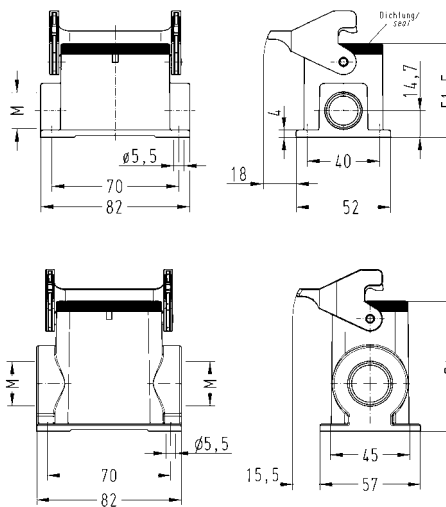

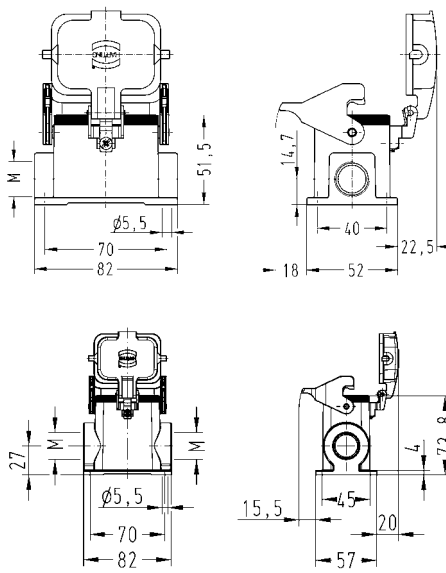
single locking lever

Identification	Cable entry	Part number		Drawing Dimensions in mm	
		Low construction	High construction		
Han® B, Hoods, top entry 	1xM20 1xM25 1xM32	19 30 006 1440	19 30 006 0446 19 30 006 0447		
Han® B, Hoods, side entry 	1xM20 1xM25 1xM32	19 30 006 1540 19 30 006 1541	19 30 006 0546 19 30 006 0547		
Han® B, Hoods, without cable entry 			09 30 006 0801		


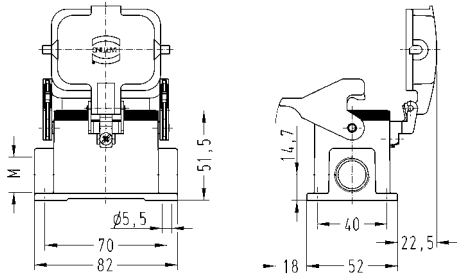
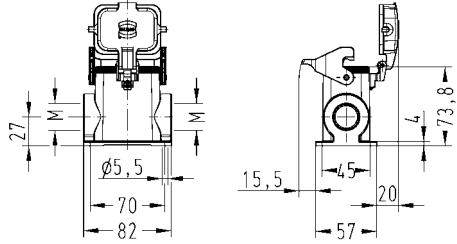
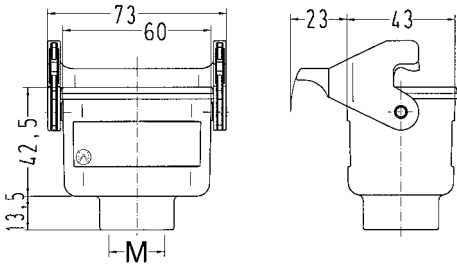
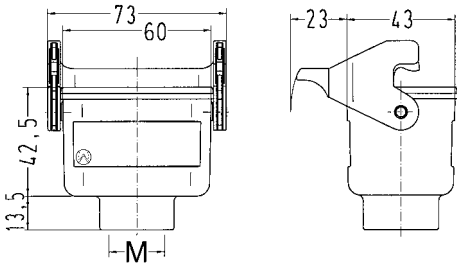
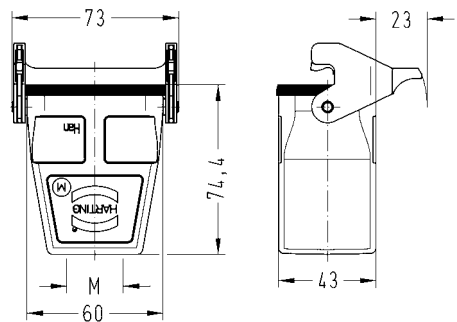
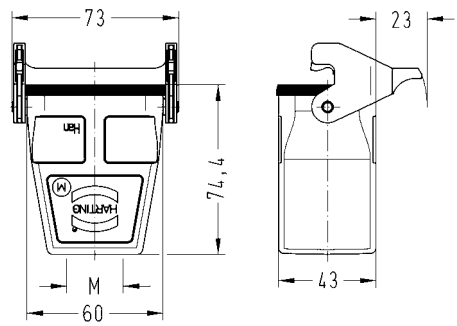
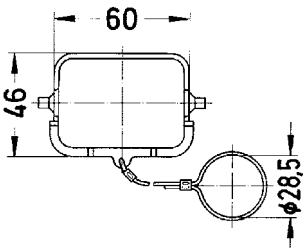
Hoods
Housings

Identification	Cable entry	Part number		Drawing Dimensions in mm
		Low construction	High construction	
Han® B, Protection cover for hoods, metal, Han-Easy Lock®, with securing flex 		09 30 006 5423	09 30 006 5423	
Han® B, Bulkhead mounted housings, Han-Easy Lock®, with thermo-plastic cover 		09 30 006 0302		 <p>Panel cut out</p>
Han® B, Bulkhead mounted housings, Han-Easy Lock®, with metal cover 		09 30 006 0318		 <p>Panel cut out</p>
Han® B, Bulkhead mounted housings, Han-Easy Lock® 		09 30 006 0301		 <p>Panel cut out</p>


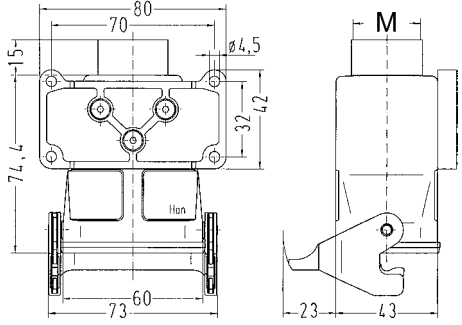

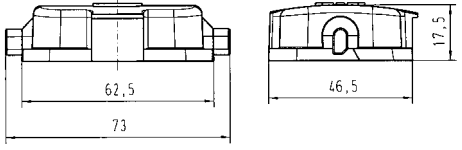

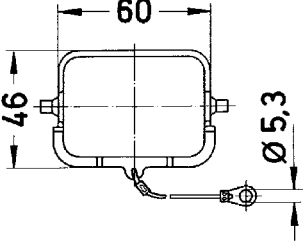

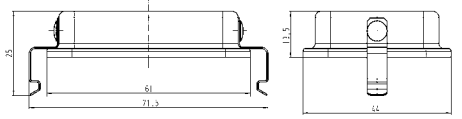
Hoods
Housings

Identification	Cable entry	Part number		Drawing Dimensions in mm
		Low construction	High construction	
Han® B, Bulkhead mounted housings, Han-Easy Lock®, IP67 		09 30 006 1301		
Han® B, Surface mounted housings, side entry, Han-Easy Lock® 	1xM20 2xM20 2xM25 2xM32	19 30 006 1250 19 30 006 1290	19 30 006 0291 19 30 006 0292	
Han® B, Surface mounted housings, side entry, Han-Easy Lock®, with thermo-plastic cover 	1xM20 2xM20 2xM25 2xM32	19 30 006 1255 19 30 006 1295	19 30 006 0296 19 30 006 0297	

Hoods
Housings


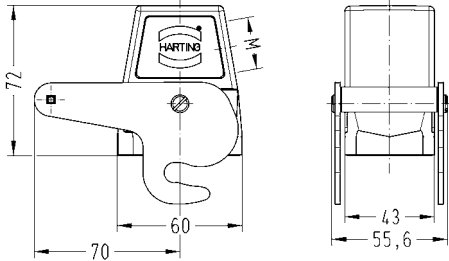

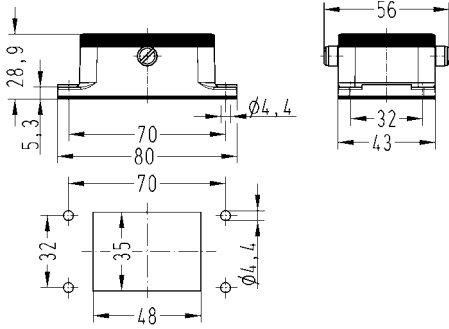
Identification	Cable entry	Part number		Drawing Dimensions in mm
		Low construction	High construction	
Han® B, Surface mounted housings, side entry, Han-Easy Lock®, with metal cover 	1xM20 2xM20 2xM25	19 30 006 2255 19 30 006 2295	19 30 006 7296	
Han® B, Cable to cable housings, top entry 	1xM20	19 30 006 1750		
Han® B, Cable to cable housings, top entry, Han-Easy Lock® 	1xM25 1xM32		19 30 006 0756 19 30 006 0757	
Han® B, Protection cover for cable to cable housings, metal, with securing flex 		09 30 006 5427	09 30 006 5427	

Hoods
Housings

Identification	Cable entry	Part number		Drawing Dimensions in mm
		Low construction	High construction	
Han® B, Flange housings, top entry, Han-Easy Lock® 	1xM25	19 30 006 0716		
Han® B, Protection cover for housings, plastic 		09 30 006 5404	09 30 006 5404	
Han® B, Protection cover for housings, metal, with securing flex 		09 30 006 5425	09 30 006 5425	
Han® B, Protection cover for hoods, metal, with grounding pins 		09 30 006 5401	09 30 006 5401	


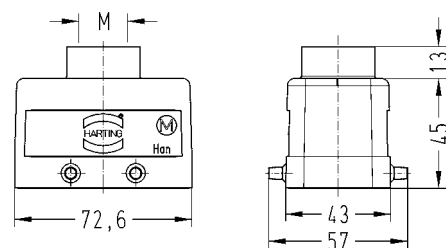
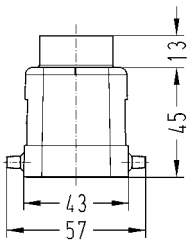
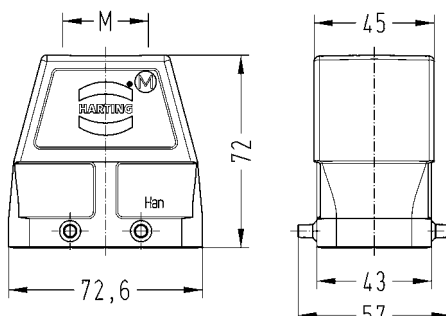
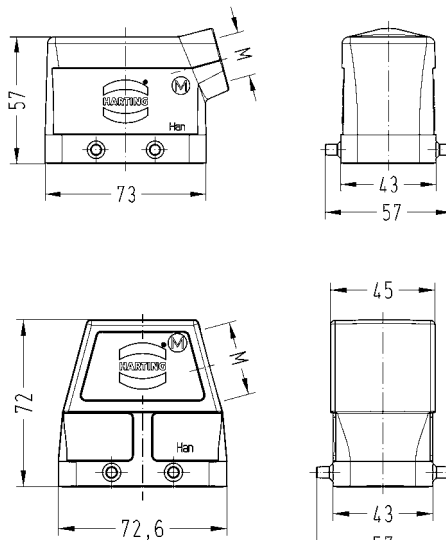


central locking lever


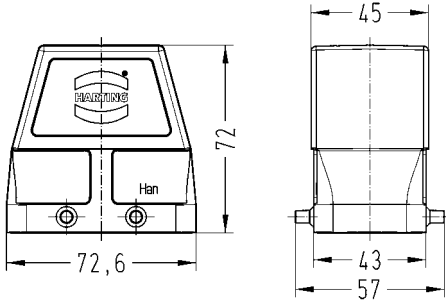

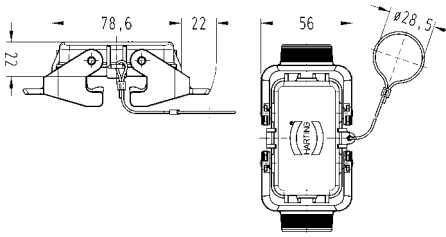

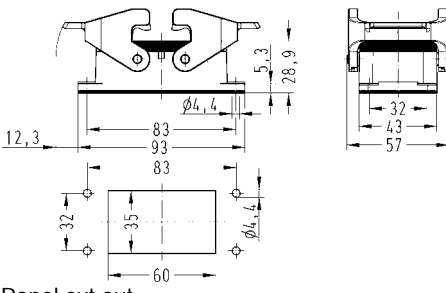

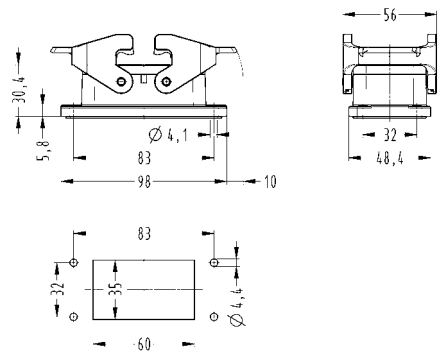
Identification	Cable entry	Part number		Drawing Dimensions in mm
		Low construction	High construction	
Han® B, Hoods, side entry 	1xM25 1xM32		19 30 006 0586 19 30 006 0587	
Han® B, Bulkhead mounted housings 		09 30 006 0381		 <p>Panel cut out</p>

Hoods
Housings


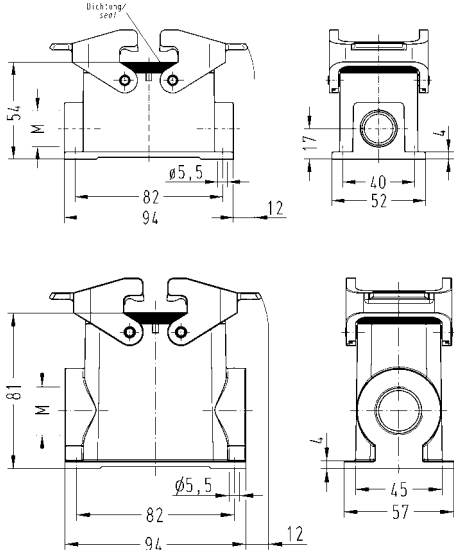

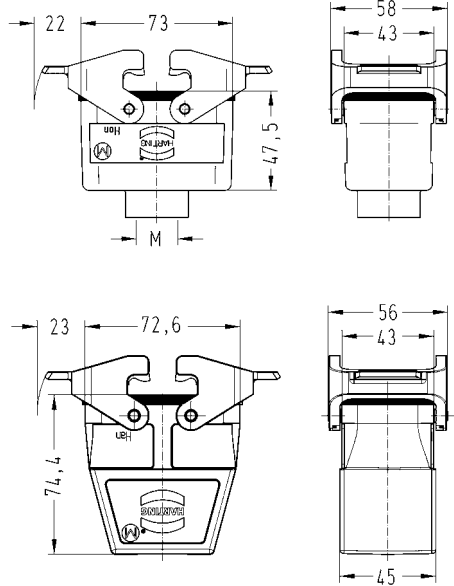

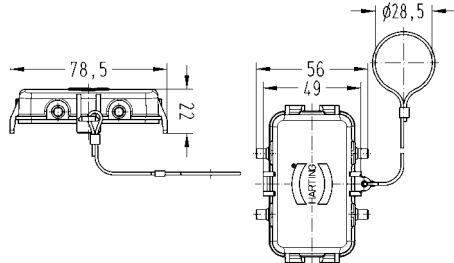

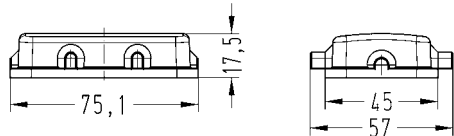
double locking lever

Identification	Cable entry	Part number		Drawing Dimensions in mm	
		Low construction	High construction		
Han® B, Hoods, top entry 	1xM20 1xM25 1xM32 1xM40 2xM20	19 30 010 1420 19 30 010 1421	19 30 010 0427 19 30 010 0428 19 30 010 0465		
Han® B, Hoods, side entry 	1xM20 1xM25 1xM32	19 30 010 1520 19 30 010 1521	19 30 010 0527		
					


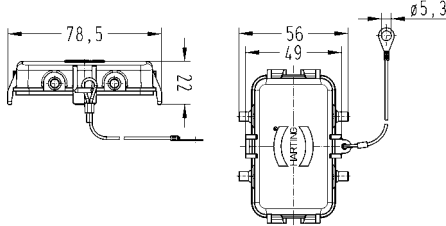

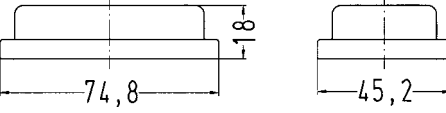

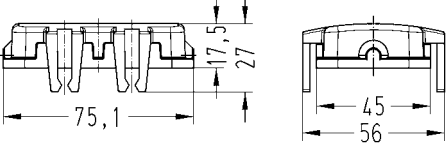


Identification	Cable entry	Part number		Drawing Dimensions in mm
		Low construction	High construction	
Han® B, Hoods, without cable entry 			09 30 010 0801	
Han® B, Protection cover for hoods, metal, Han-Easy Lock®, with securing flex 		09 30 010 5423	09 30 010 5423	
Han® B, Bulkhead mounted housings, Han-Easy Lock® 		09 30 010 0301		 <p>Panel cut out</p>
Han® B, Bulkhead mounted housings, Han-Easy Lock®, IP67 		09 30 010 1301		

Hoods
Housings


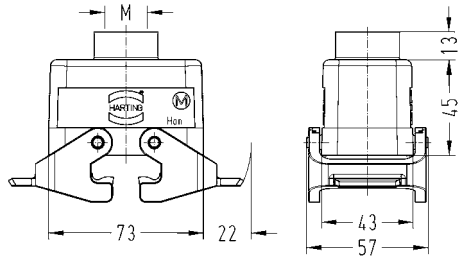
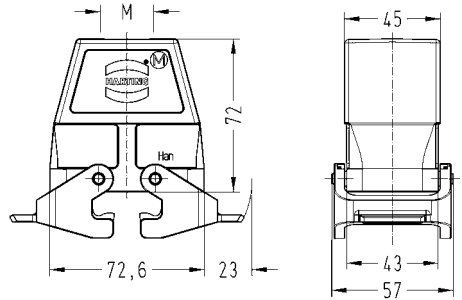

Identification	Cable entry	Part number		Drawing Dimensions in mm
		Low construction	High construction	
Han® B, Surface mounted housings, side entry, Han-Easy Lock® 	1xM20 1xM25 2xM20 2xM25 2xM32	19 30 010 1230 19 30 010 1231 19 30 010 1270	19 30 010 0231 19 30 010 0271 19 30 010 0272	
Han® B, Cable to cable housings, top entry, Han-Easy Lock® 	1xM20 1xM25 1xM32	19 30 010 1730	19 30 010 0736 19 30 010 0737	
Han® B, Protection cover for cable to cable housings, metal, with securing flex 		09 30 010 5427	09 30 010 5427	
Han® B, Protection cover for housings, plastic 		09 30 010 5407	09 30 010 5407	

Hoods
Housings


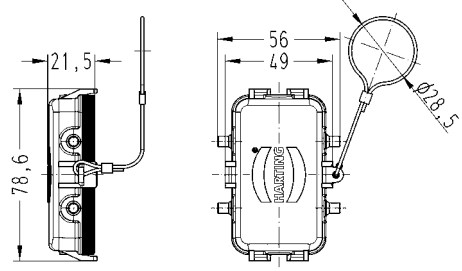

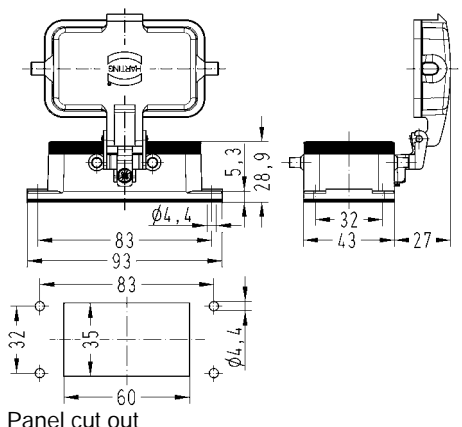

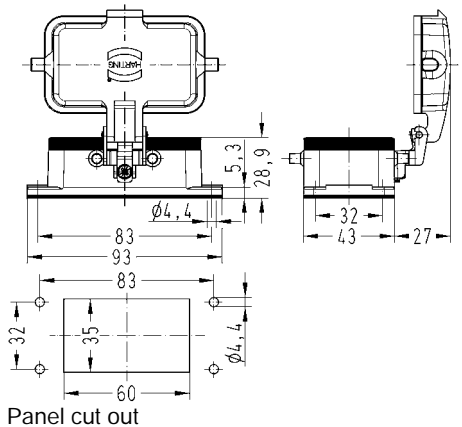
Identification	Cable entry	Part number		Drawing Dimensions in mm
		Low construction	High construction	
Han® B, Protection cover for housings, metal, with securing flex 		09 30 010 5425	09 30 010 5425	
Han® B, Dust protection cover, plastic 		09 30 010 5406	09 30 010 5406	
Han® B, Protection cover for hoods, plastic, with grounding pins 		09 30 010 5401	09 30 010 5401	

Hoods
Housings


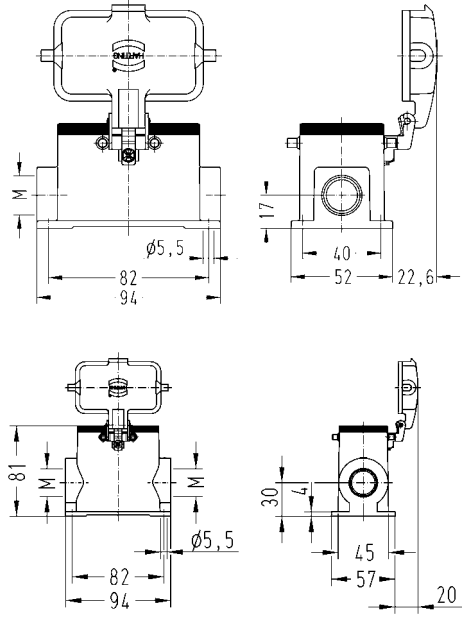
double locking lever

Identification	Cable entry	Part number		Drawing Dimensions in mm	
		Low construction	High construction		
Han® B, Hoods, top entry, Han-Easy Lock® 	1xM20 1xM25	19 30 010 1430	19 30 010 0436		
		19 30 010 1530	19 30 010 0537		
Han® B, Hoods, side entry, Han-Easy Lock® 	1xM20 1xM32				

Hoods
Housings


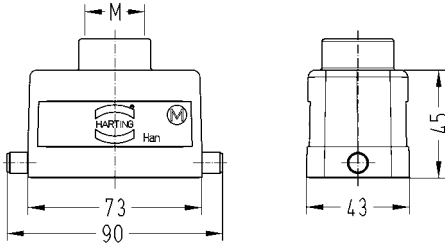
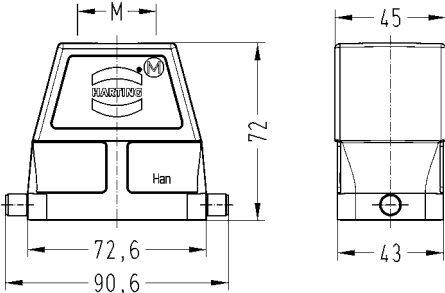
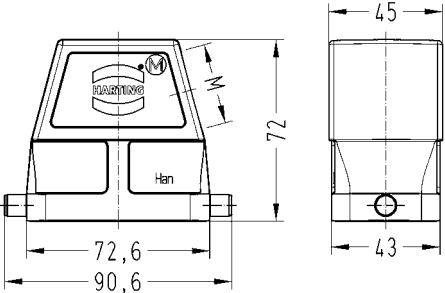
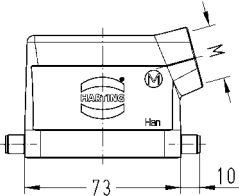
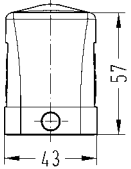
Identification	Cable entry	Part number		Drawing Dimensions in mm
		Low construction	High construction	
Han® B, Protection cover for hoods, metal, with securing flex 		09 30 010 5457	09 30 010 5457	
Han® B, Bulkhead mounted housings, with thermo-plastic cover 		09 30 010 0302		 <p>Panel cut out</p>
Han® B, Bulkhead mounted housings, with metal cover 		09 30 010 0317		 <p>Panel cut out</p>

Hoods
Housings


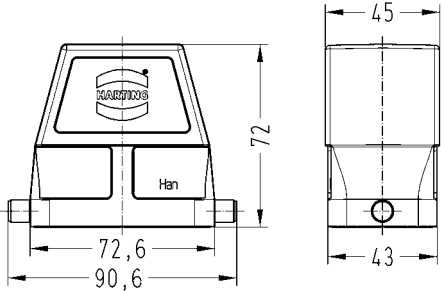

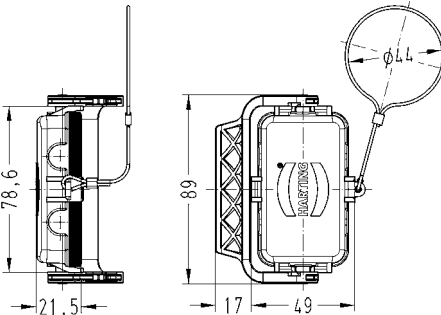

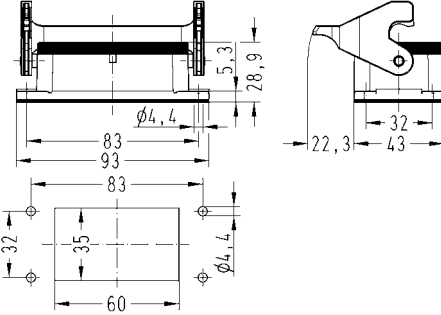

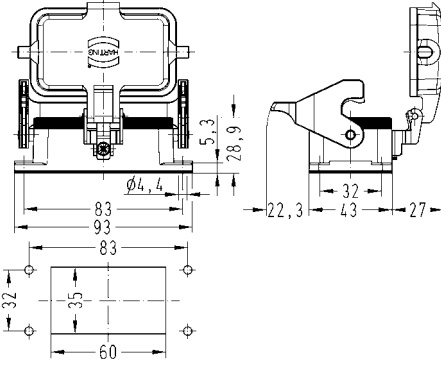
Identification	Cable entry	Part number		Drawing Dimensions in mm
		Low construction	High construction	
Han® B, Surface mounted housings, side entry, with thermo-plastic cover 	1xM20 2xM20 2xM25	19 30 010 1225 19 30 010 1265	19 30 010 0266	



single locking lever

Identification	Cable entry	Part number		Drawing Dimensions in mm	
		Low construction	High construction		
Han® B, Hoods, top entry 	1xM20 1xM25 1xM32	19 30 010 1440	19 30 010 0447		
		19 30 010 1441			
Han® B, Hoods, side entry 	1xM20 1xM25 1xM32	19 30 010 1540	19 30 010 0547		
		19 30 010 1541			


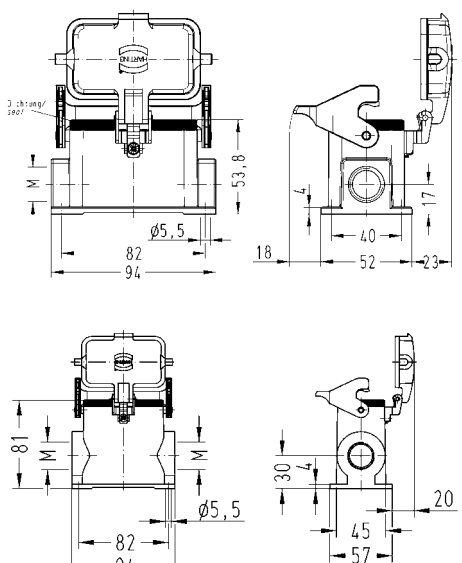

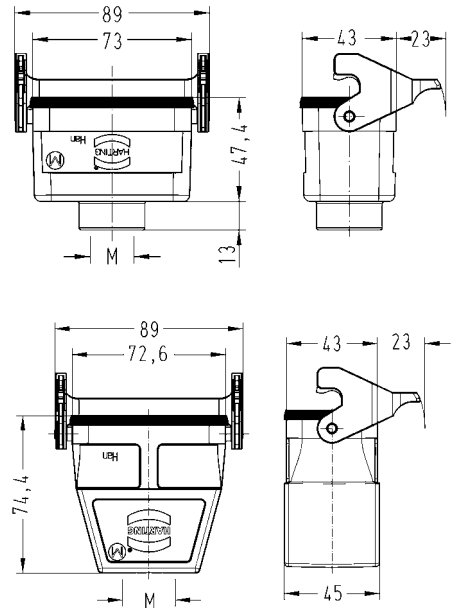

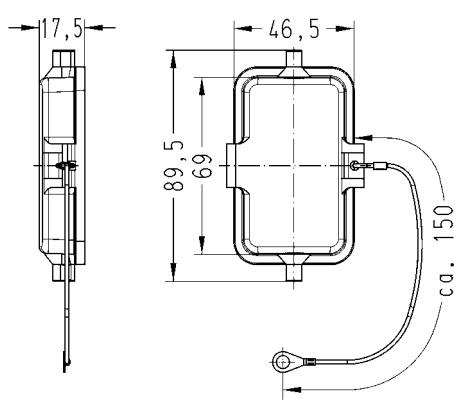
Hoods
Housings

Identification	Cable entry	Part number		Drawing Dimensions in mm
		Low construction	High construction	
Han® B, Hoods, without cable entry 			09 30 010 0803	
Han® B, Protection cover for hoods, metal, Han-Easy Lock®, with securing flex 		09 30 010 5432	09 30 010 5432	
Han® B, Bulkhead mounted housings, Han-Easy Lock® 		09 30 010 0305		 <p>Panel cut out</p>
Han® B, Bulkhead mounted housings, Han-Easy Lock®, with thermo-plastic cover 		09 30 010 0303		 <p>Panel cut out</p>

Identification	Cable entry	Part number		Drawing Dimensions in mm
		Low construction	High construction	
Han® B, Bulkhead mounted housings, Han-Easy Lock®, with metal cover		09 30 010 0318		<p>Panel cut out</p>
Han® B, Surface mounted housings, side entry, Han-Easy Lock®	1xM20 2xM20 2xM25 2xM32	19 30 010 1250 19 30 010 1290	19 30 010 0291 19 30 010 0292	
Han® B, Surface mounted housings, side entry, Han-Easy Lock®, with thermo-plastic cover	1xM20 2xM20 2xM25 2xM32	19 30 010 1255 19 30 010 1295	19 30 010 0296 19 30 010 0297	




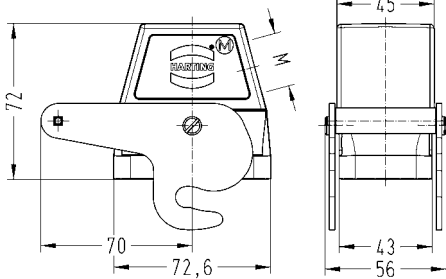

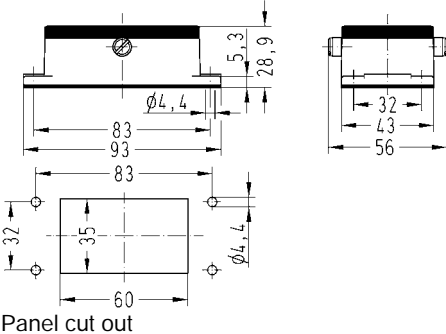
Hoods
Housings

Identification	Cable entry	Part number		Drawing Dimensions in mm
		Low construction	High construction	
Han® B, Surface mounted housings, side entry, Han-Easy Lock®, with metal cover 	2xM20 2xM25	19 30 010 2295	19 30 010 7296	
Han® B, Cable to cable housings, top entry, Han-Easy Lock® 	1xM20 1xM25 1xM32	19 30 010 1750	19 30 010 0756 19 30 010 0757	
Han® B, Protection cover for housings, plastic, with securing flex 		09 30 010 5412	09 30 010 5412	

Hoods
Housings


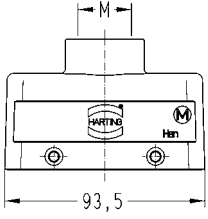
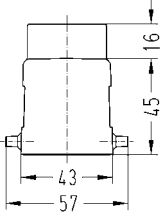

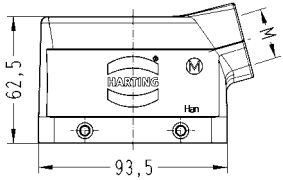
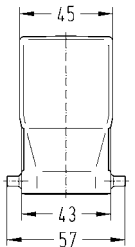

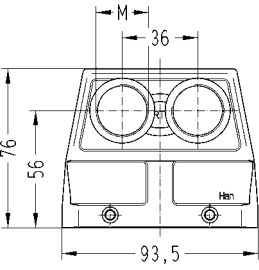
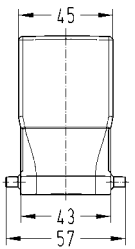


central locking lever


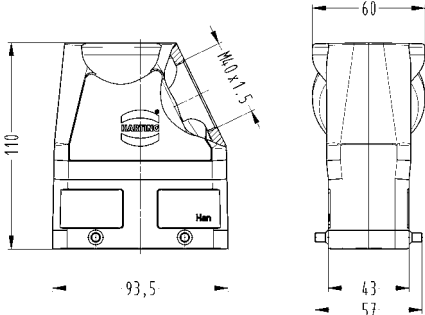

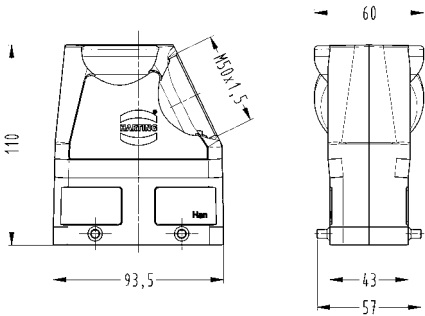

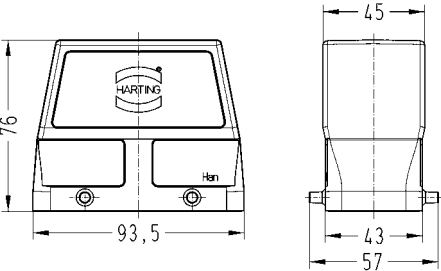
Identification	Cable entry	Part number		Drawing Dimensions in mm
		Low construction	High construction	
Han® B, Hoods, side entry 	1xM25		19 30 010 0586	
Han® B, Bulkhead mounted housings 		09 30 010 0381		 <p>Panel cut out</p>

Hoods
Housings


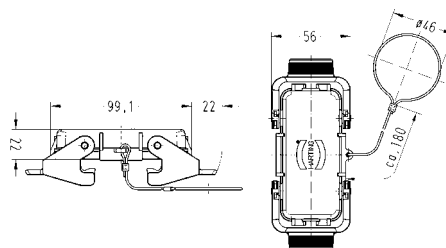

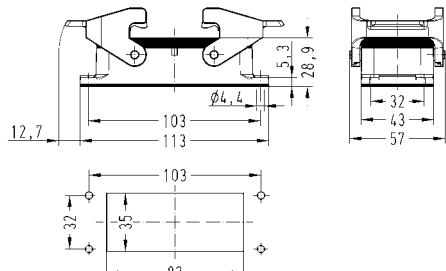

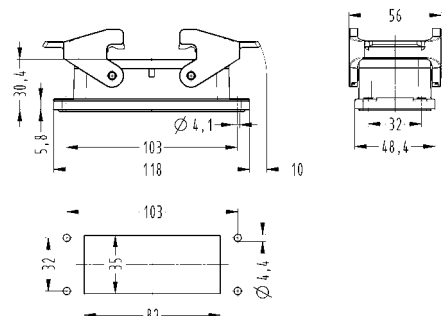

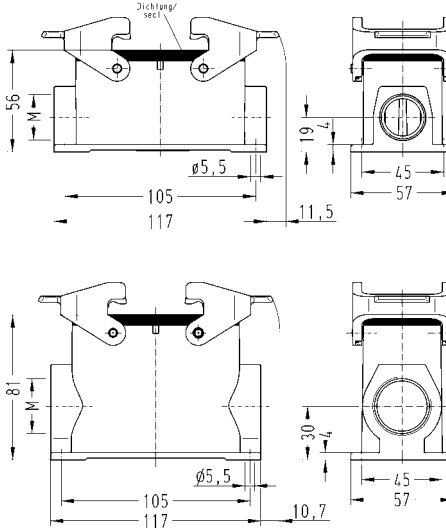
double locking lever

Identification	Cable entry	Part number		Drawing Dimensions in mm	
		Low construction	High construction		
Han® B, Hoods, top entry 	1xM25 1xM32 1xM40 2xM25	19 30 016 1421 19 30 016 1422	19 30 016 0427 19 30 016 0428 19 30 016 0466		
Han® B, Hoods, side entry 	1xM25 1xM32 1xM40	19 30 016 1521 19 30 016 1522	19 30 016 0527 19 30 016 0528		
Han® B, Hoods, angled entry 	2xM25		19 30 016 0666		


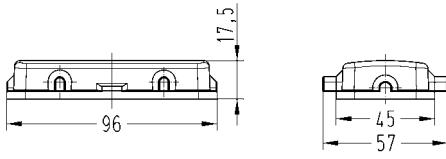

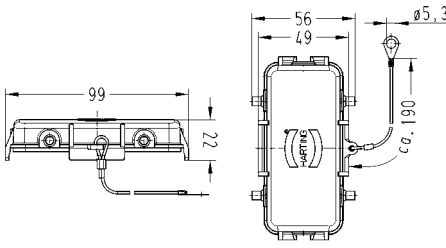

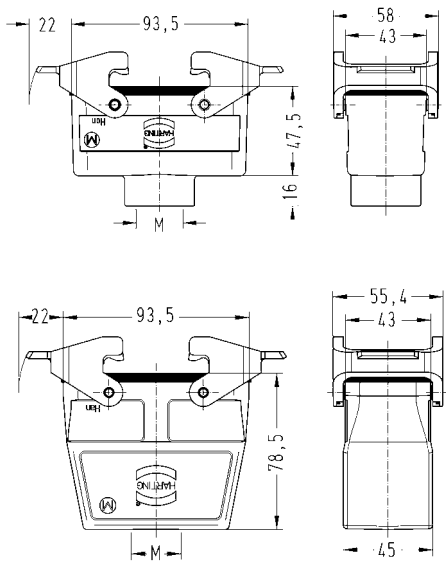

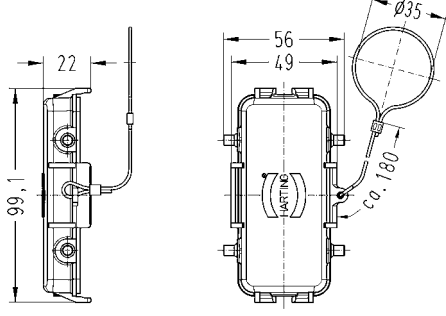

Hoods
Housings

Identification	Cable entry	Part number		Drawing Dimensions in mm
		Low construction	High construction	
Han® B, Hoods, side entry, special type 	1xM40 1xM50		19 30 016 0523 19 30 016 0529	
Han® B, Hoods, flat cable entry 			09 30 016 4411	
Han® B, Hoods, without cable entry 			09 30 016 0801	


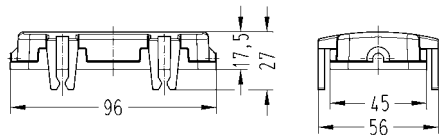
Hoods
Housings

Identification	Cable entry	Part number		Drawing Dimensions in mm
		Low construction	High construction	
Han® B, Protection cover for hoods, metal, Han-Easy Lock®, with securing flex 		09 30 016 5422	09 30 016 5422	
Han® B, Bulkhead mounted housings, Han-Easy Lock® 		09 30 016 0301		 <p>Panel cut out</p>
Han® B, Bulkhead mounted housings, Han-Easy Lock®, IP67 		09 30 016 1301		
Han® B, Surface mounted housings, side entry, Han-Easy Lock® 	1xM25 1xM32 2xM25 2xM32 2xM40	19 30 016 1231 19 30 016 1271	19 30 016 0232 19 30 016 0271 19 30 016 0272 19 30 016 0273	


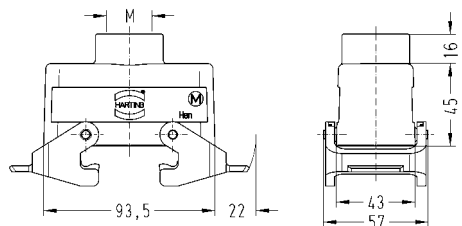
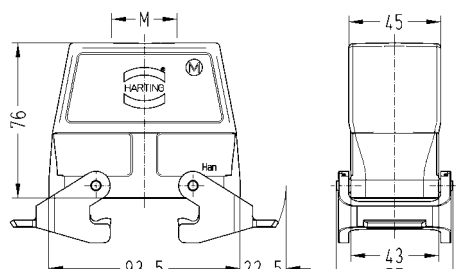

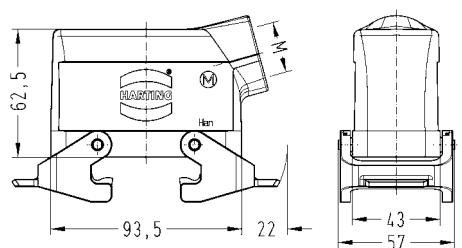
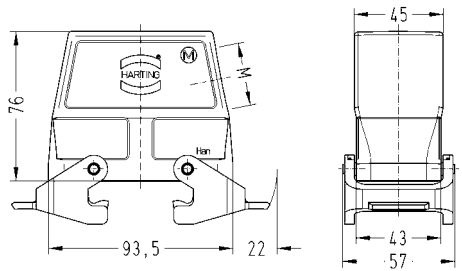
Hoods
Housings

Identification	Cable entry	Part number		Drawing Dimensions in mm
		Low construction	High construction	
Han® B, Cover for housings, plastic 		09 30 016 5405	09 30 016 5405	
Han® B, Cover for housings, metal, with securing flex 		09 30 016 5425	09 30 016 5425	
Han® B, Cable to cable housings, top entry, Han-Easy Lock® 	1xM25 1xM32	19 30 016 1731 19 30 016 1732	19 30 016 0736 19 30 016 0737	
Han® B, Protection cover for cable to cable housings, metal, Han-Easy Lock®, with securing flex 		09 30 016 5426	09 30 016 5426	
Han® B, Dust protection cover, plastic 		09 30 016 5406	09 30 016 5406	

Hoods
Housings

Identification	Cable entry	Part number		Drawing Dimensions in mm
		Low construction	High construction	
Han® B, Protection cover for hoods, plastic, with grounding pins 		09 30 016 5401	09 30 016 5401	


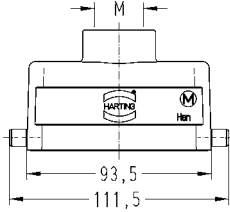
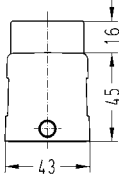

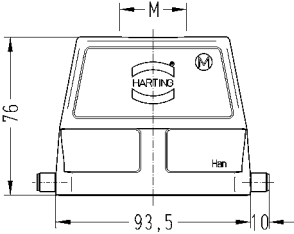
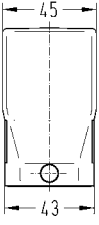

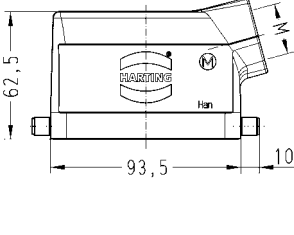
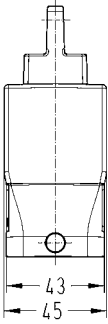
double locking lever

Identification	Cable entry	Part number		Drawing Dimensions in mm	
		Low construction	High construction		
Han® B, Hoods, top entry, Han-Easy Lock® 	1xM25 1xM32 1xM40	19 30 016 1431 19 30 016 1432	19 30 016 0437 19 30 016 0438		
Han® B, Hoods, side entry, Han-Easy Lock® 	1xM25 1xM32 1xM40	19 30 016 1531	19 30 016 0537 19 30 016 0538		


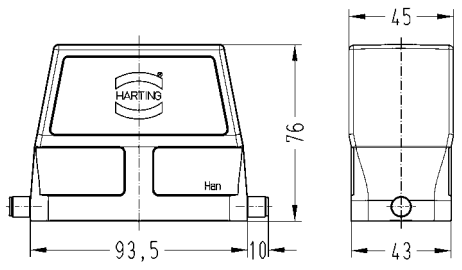

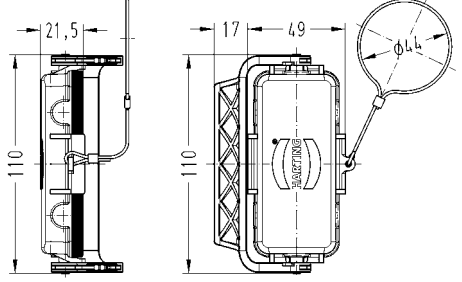

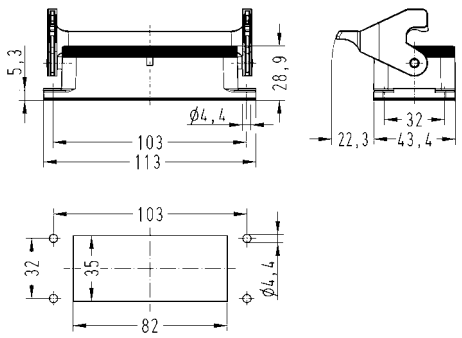

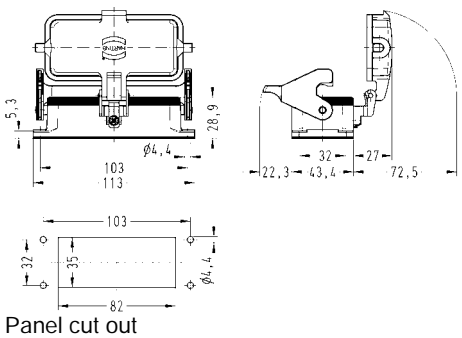
Hoods
Housings


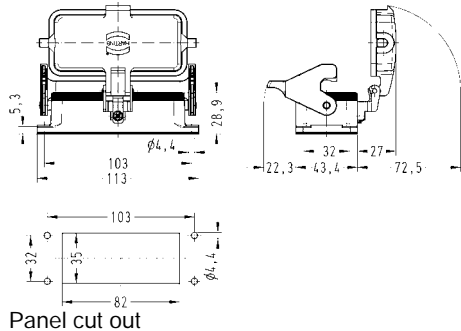

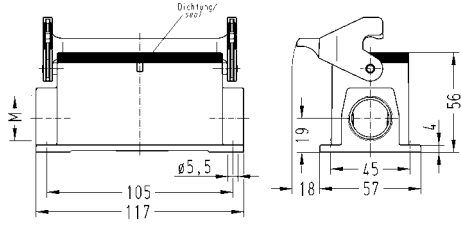
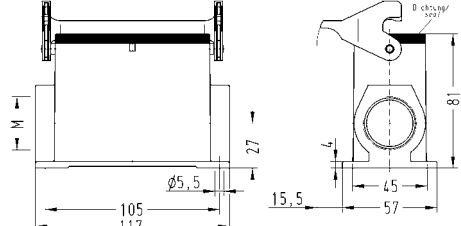
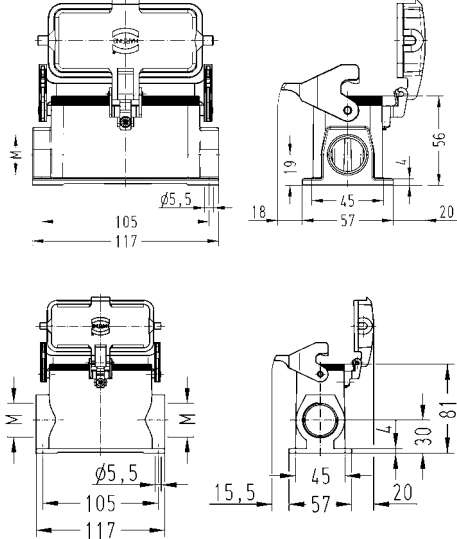


single locking lever


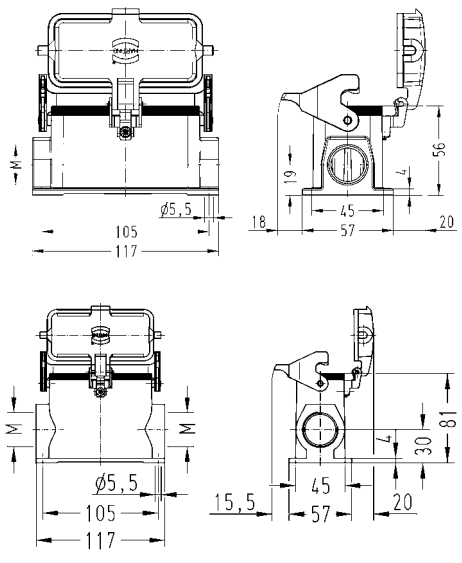

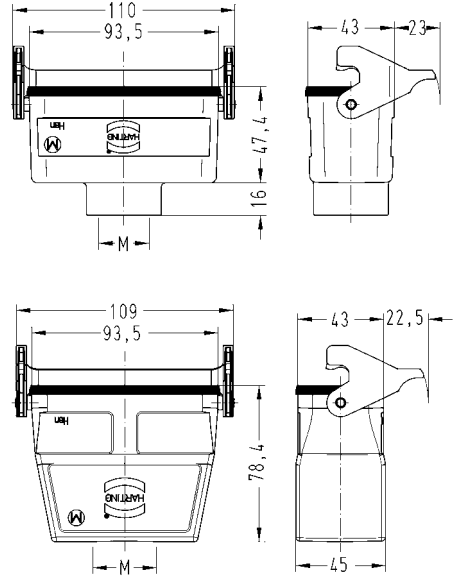
Identification	Cable entry	Part number		Drawing Dimensions in mm	
		Low construction	High construction		
Han® B, Hoods, top entry 	1xM25 1xM32 1xM40	19 30 016 1441 19 30 016 1442	19 30 016 0447 19 30 016 0448		
Han® B, Hoods, side entry 	1xM25 1xM32 1xM40	19 30 016 1541 19 30 016 1542	19 30 016 0547 19 30 016 0548		
Han® B, Hoods, flat cable entry 			09 30 016 4441		

Hoods
Housings

Identification	Cable entry	Part number		Drawing Dimensions in mm
		Low construction	High construction	
Han® B, Hoods, without cable entry 			09 30 016 0803	
Han® B, Protection cover for hoods, metal, Han-Easy Lock® 		09 30 016 5432	09 30 016 5432	
Han® B, Bulkhead mounted housings, Han-Easy Lock® 		09 30 016 0307		 <p>Panel cut out</p>
Han® B, Bulkhead mounted housings, Han-Easy Lock®, with thermo-plastic cover 		09 30 016 0306		 <p>Panel cut out</p>


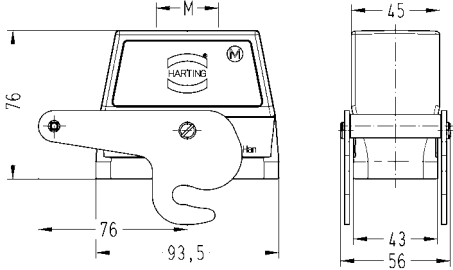

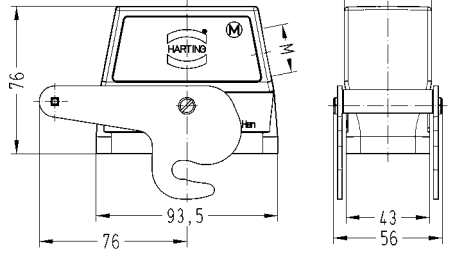

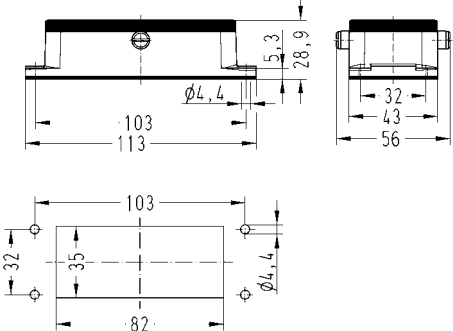

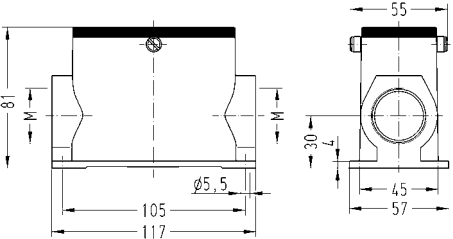
Identification	Cable entry	Part number		Drawing Dimensions in mm
		Low construction	High construction	
Han® B, Bulkhead mounted housings, Han-Easy Lock®, with metal cover 		09 30 016 0318		 <p>Panel cut out</p>
Han® B, Surface mounted housings, side entry, Han-Easy Lock® 	1xM25 1xM32 2xM25 2xM32	19 30 016 1251 19 30 016 1291	19 30 016 0252 19 30 016 0291 19 30 016 0292	
Han® B, Surface mounted housings, side entry, Han-Easy Lock®, with thermo-plastic cover 	1xM25 2xM25 2xM32	19 30 016 1256 19 30 016 1296	19 30 016 0297	

Hoods
Housings

Identification	Cable entry	Part number		Drawing Dimensions in mm
		Low construction	High construction	
Han® B, Surface mounted housings, side entry, Han-Easy Lock®, with metal cover 	2xM25 2xM32	19 30 016 2296	19 30 016 7297	
Han® B, Cable to cable housings, top entry, Han-Easy Lock® 	1xM25 1xM32	19 30 016 1751 19 30 016 1752	19 30 016 0757	


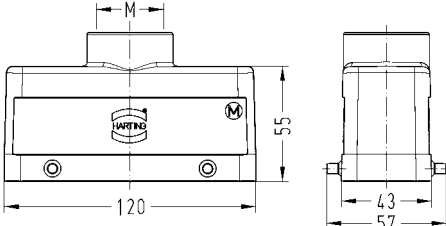

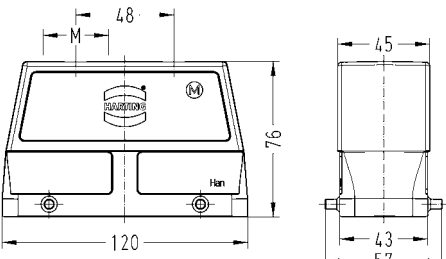

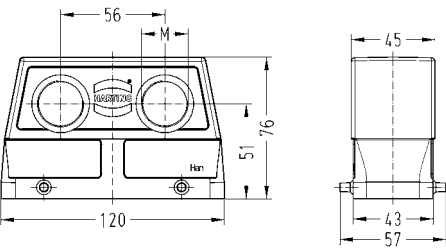


central locking lever

Identification	Cable entry	Part number		Drawing Dimensions in mm
		Low construction	High construction	
Han® B, Hoods, top entry 	1xM32		19 30 016 0487	
Han® B, Hoods, side entry 	1xM25 1xM32		19 30 016 0586 19 30 016 0587	
Han® B, Bulkhead mounted housings 		09 30 016 0381		 <p>Panel cut out</p>
Han® B, Surface mounted housings, side entry 	2xM32		19 30 016 0282	


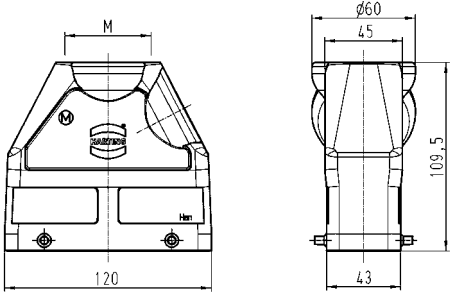

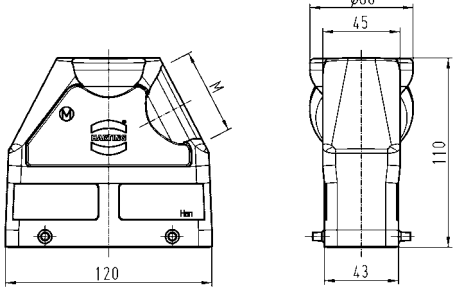

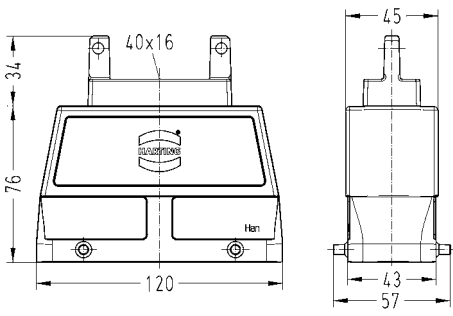

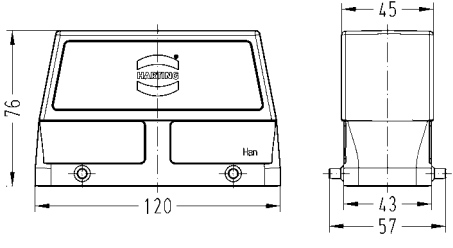

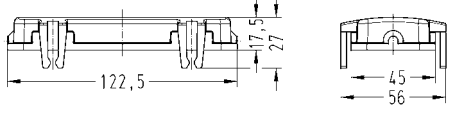
Hoods
Housings

double locking lever


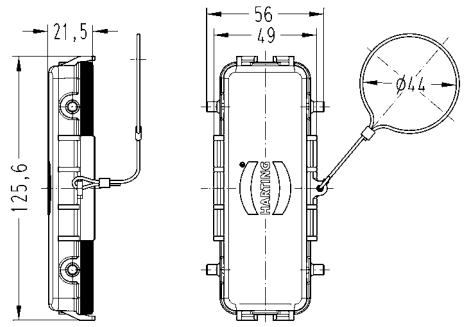

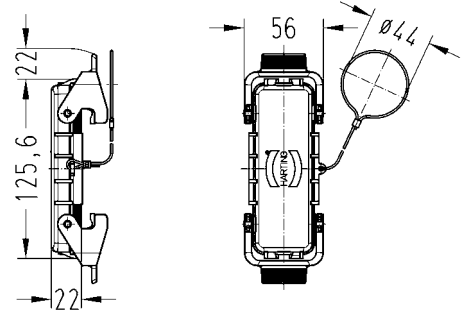

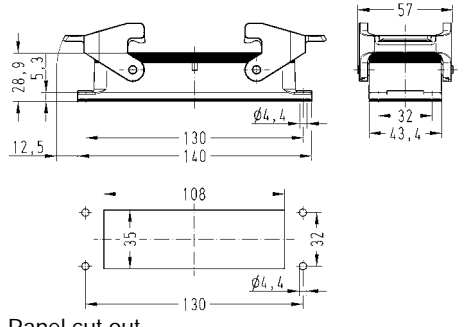

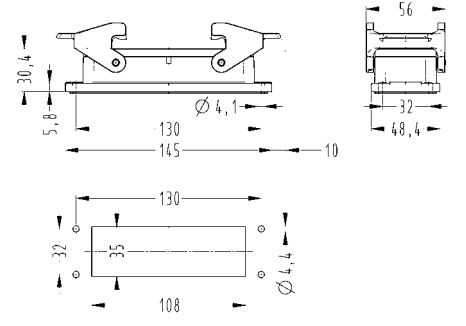
Identification	Cable entry	Part number		Drawing Dimensions in mm	
		Low construction	High construction		
Han® B, Hoods, top entry 	1xM32 1xM40 2xM32 2xM40	19 30 024 1422	19 30 024 0427 19 30 024 0428 19 30 024 0467 19 30 024 0468		
Han® B, Hoods, side entry 	1xM25 1xM32 1xM40	19 30 024 1521 19 30 024 1522	19 30 024 0527 19 30 024 0528		
Han® B, Hoods, angled entry 	2xM25		19 30 024 0666		

Hoods
Housings


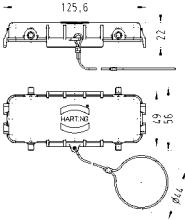



Identification	Cable entry	Part number		Drawing Dimensions in mm
		Low construction	High construction	
Han® B, Hoods, top entry, special type 	1xM50		19 30 024 0429	
Han® B, Hoods, side entry, special type 	1xM40 1xM50		19 30 024 0523 19 30 024 0529	
Han® B, Hoods, flat cable entry 			09 30 024 4411	
Han® B, Hoods, without cable entry 			09 30 024 0801	
Han® B, Protection cover for hoods, plastic, with grounding pins 		09 30 024 5401	09 30 024 5401	


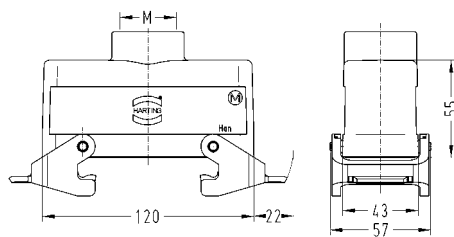

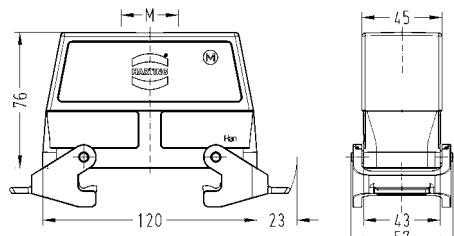
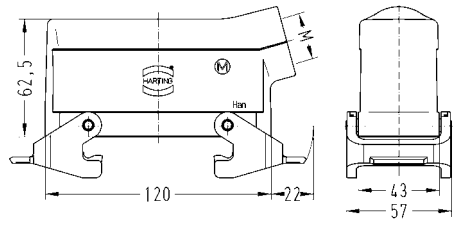
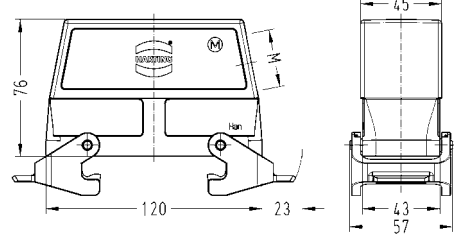
Hoods
Housings

Identification	Cable entry	Part number		Drawing Dimensions in mm
		Low construction	High construction	
Han® B, Protection cover for hoods, metal, with securing flex 		09 30 024 5442	09 30 024 5442	
Han® B, Protection cover for hoods, metal, Han-Easy Lock®, with securing flex 		09 30 024 5422	09 30 024 5422	
Han® B, Bulkhead mounted housings, Han-Easy Lock® 		09 30 024 0301		 <p>Panel cut out</p>
Han® B, Bulkhead mounted housings, Han-Easy Lock®, IP67 		09 30 024 1301		


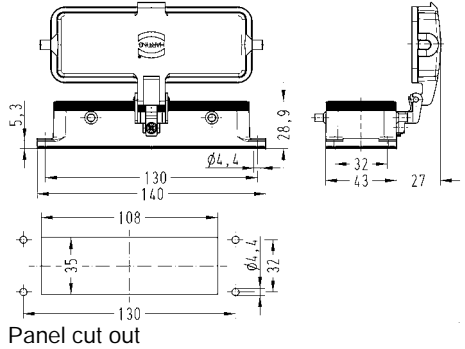

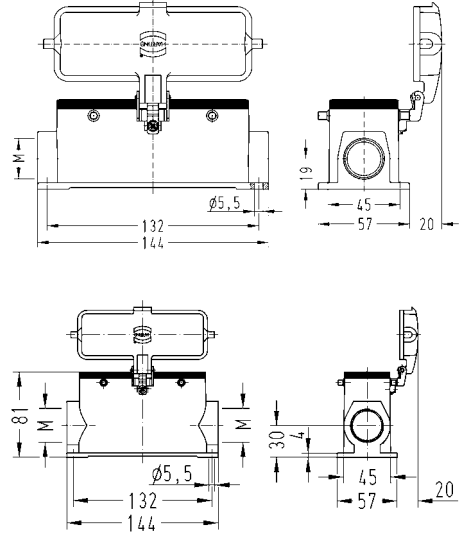


Identification	Cable entry	Part number		Drawing Dimensions in mm
		Low construction	High construction	
Han® B, Protection cover for cable to cable housings, metal, with securing flex 		09 30 024 5426	09 30 024 5426	
Han® B, Dust protection cover, plastic 		09 30 024 5406	09 30 024 5406	

double locking lever


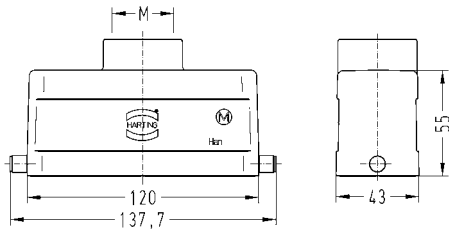
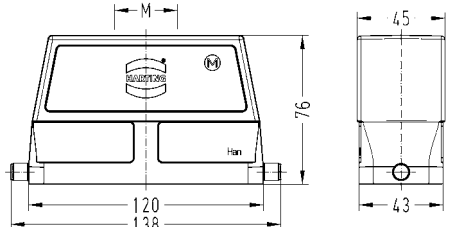

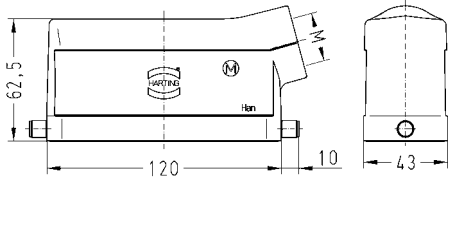
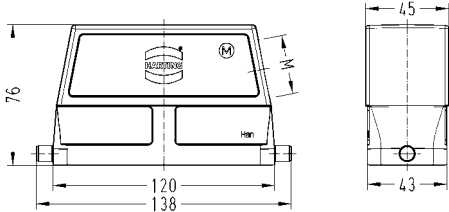

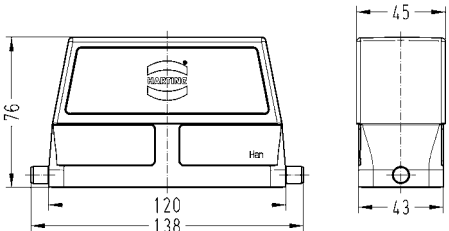
Identification	Cable entry	Part number		Drawing Dimensions in mm	
		Low construction	High construction		
Han® B, Hoods, top entry, Han-Easy Lock® 	1xM32 1xM40	19 30 024 1432	19 30 024 0437 19 30 024 0438		
Han® B, Hoods, side entry, Han-Easy Lock® 	1xM25 1xM32 1xM40	19 30 024 1531	19 30 024 0537 19 30 024 0538		
					
					

Hoods
Housings


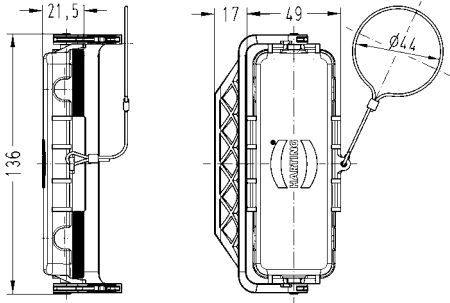

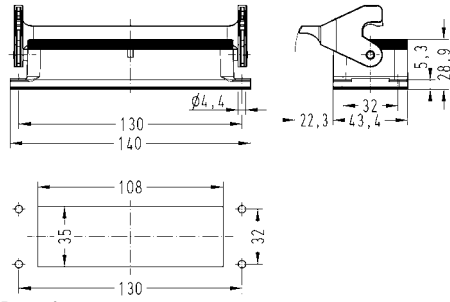

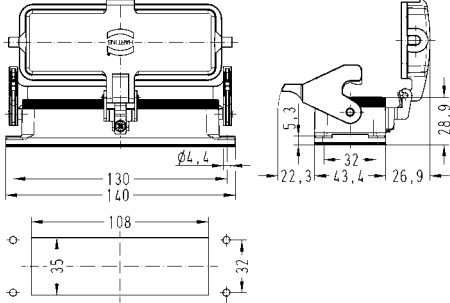

Identification	Cable entry	Part number		Drawing Dimensions in mm
		Low construction	High construction	
Han® B, Bulkhead mounted housings, with thermo-plastic cover 		09 30 024 0302		 <p>Panel cut out</p>
Han® B, Surface mounted housings, side entry, with thermo-plastic cover 	1xM25 2xM25 2xM32	19 30 024 1226 19 30 024 1266	19 30 024 0267	


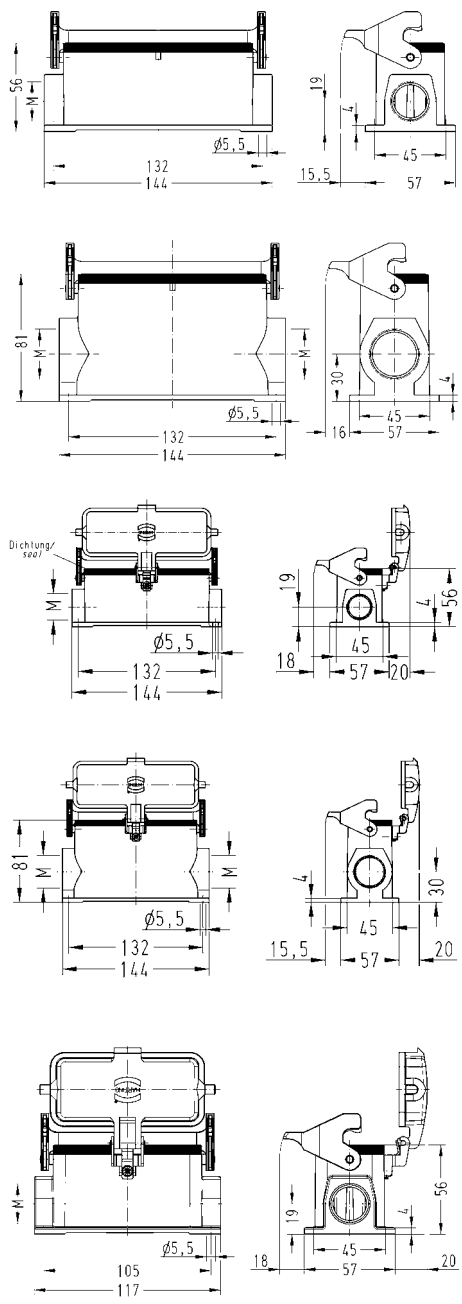

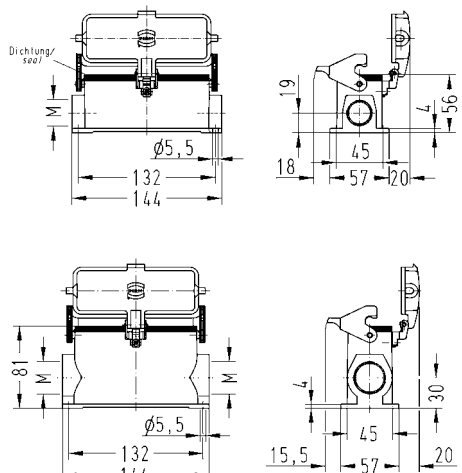

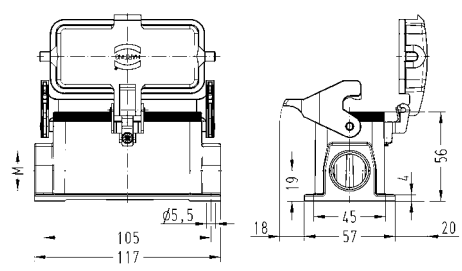

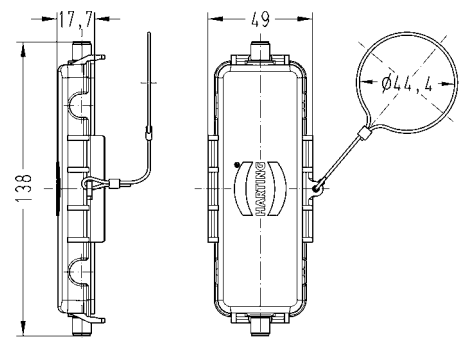


single locking lever

Identification	Cable entry	Part number		Drawing Dimensions in mm
		Low construction	High construction	
Han® B, Hoods, top entry 	1xM32 1xM40	19 30 024 1442	19 30 024 0447 19 30 024 0448	 
Han® B, Hoods, side entry 	1xM25 1xM32 1xM40	19 30 024 1541 19 30 024 1542	19 30 024 0547 19 30 024 0548	 
Han® B, Hoods, without cable entry 			09 30 024 0803	


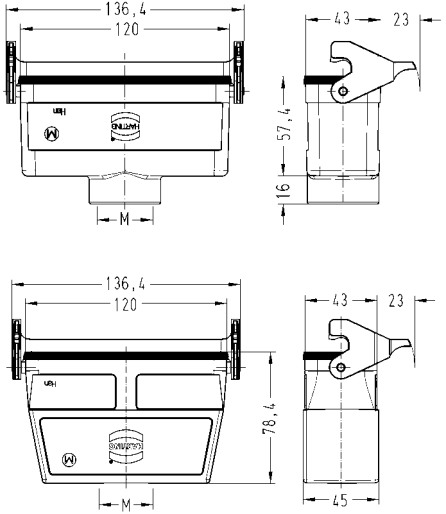
Hoods
Housings

Identification	Cable entry	Part number		Drawing Dimensions in mm
		Low construction	High construction	
Han® B, Protection cover for hoods, metal, Han-Easy Lock®, with securing flex 		09 30 024 5432	09 30 024 5432	
Han® B, Bulkhead mounted housings, Han-Easy Lock® 		09 30 024 0307		 <p>Panel cut out</p>
Han® B, Bulkhead mounted housings, Han-Easy Lock®, with thermo-plastic cover 		09 30 024 0304		 <p>Panel cut out</p>
Han® B, Bulkhead mounted housings, Han-Easy Lock®, with metal cover 		09 30 024 0318		


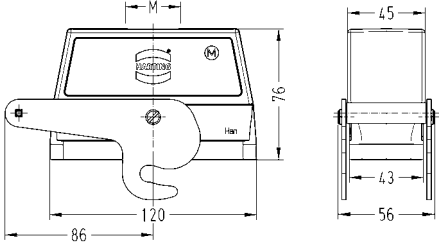

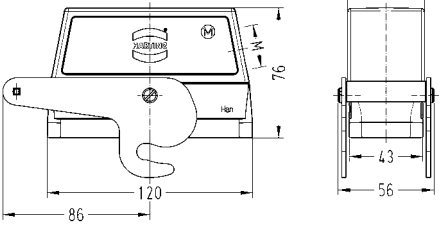

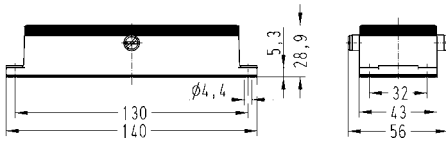
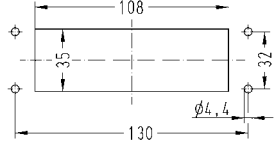

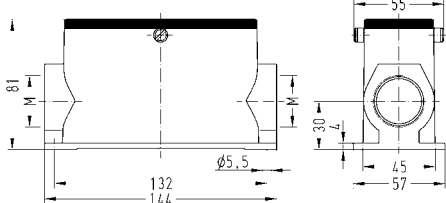
Identification	Cable entry	Part number		Drawing Dimensions in mm
		Low construction	High construction	
Han® B, Surface mounted housings, side entry, Han-Easy Lock® 	1xM25 2xM25 2xM32	19 30 024 1251 19 30 024 1291	19 30 024 0292	
Han® B, Surface mounted housings, side entry, Han-Easy Lock®, with thermo-plastic cover 	1xM25 2xM25 2xM32	19 30 024 1256 19 30 024 1296	19 30 024 0297	
Han® B, Surface mounted housings, side entry, Han-Easy Lock®, with metal cover 	2xM25 2xM32	19 30 024 2296	19 30 024 7297	
Han® B, Cover for housings, metal 		09 30 024 5436	09 30 024 5436	

Hoods
Housings




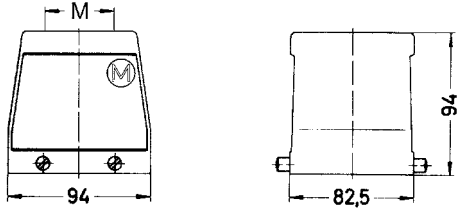

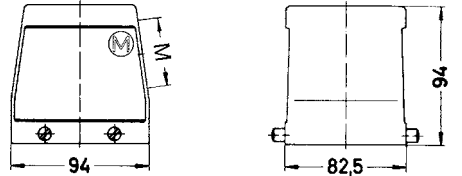
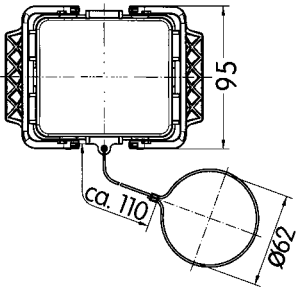

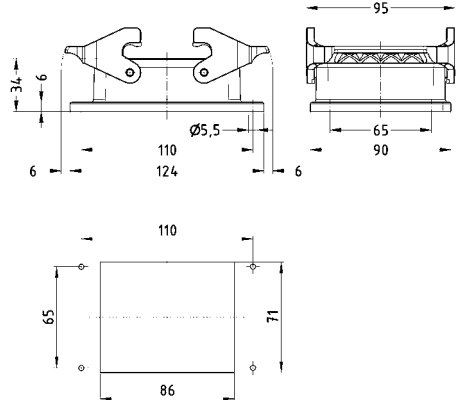
Identification	Cable entry	Part number		Drawing Dimensions in mm
		Low construction	High construction	
Han® B, Cable to cable housings, top entry, Han-Easy Lock® 	1xM32	19 30 024 1752	19 30 024 0757	

central locking lever

Identification	Cable entry	Part number		Drawing Dimensions in mm
		Low construction	High construction	
Han® B, Hoods, top entry 	1xM32		19 30 024 0487	
Han® B, Hoods, side entry 	1xM25 1xM32 1xM40		19 30 024 0586 19 30 024 0587 19 30 024 0588	
Han® B, Bulkhead mounted housings 		09 30 024 0381		  <p>Panel cut out</p>
Han® B, Surface mounted housings, side entry 	2xM32		19 30 024 0282	


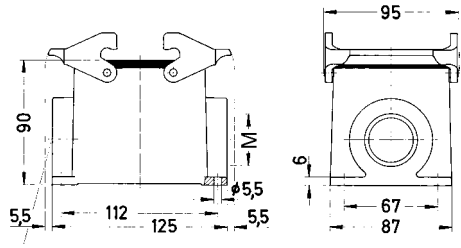

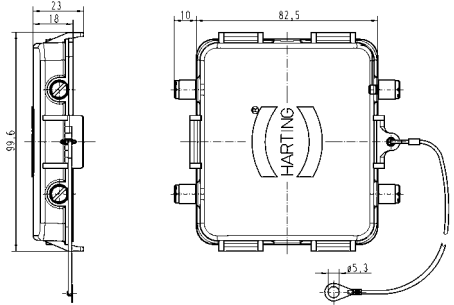

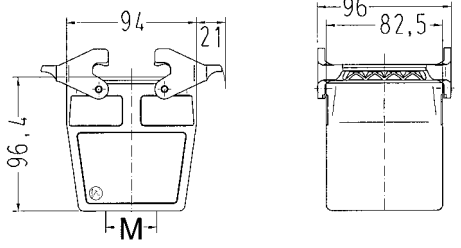

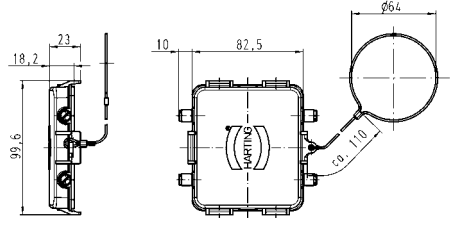
Hoods
Housings

double locking lever

Identification	Cable entry	Part number		Drawing Dimensions in mm
		High construction	Low construction	
Han® B, Hoods, top entry 	1xM32 1xM40 1xM50	19 30 032 0427 19 30 032 0428 19 30 032 0429		
Han® B, Hoods, side entry 	1xM32 1xM40 1xM50	19 30 032 0527 19 30 032 0528 19 30 032 0529		
Han® B, Protection cover for hoods, metal, with securing flex		09 30 032 5420	09 30 032 5420	
Han® B, Bulkhead mounted housings, Han-Easy Lock® 			09 30 032 0301	 <p>Panel cut out</p>


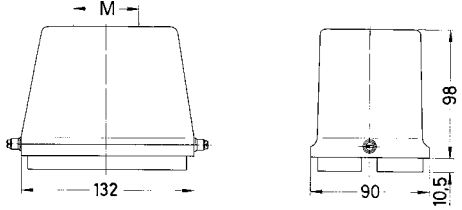

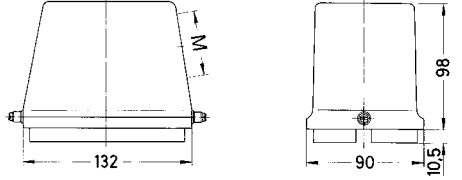

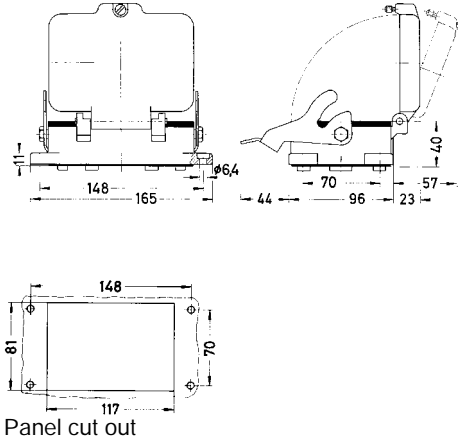
Hoods
Housings




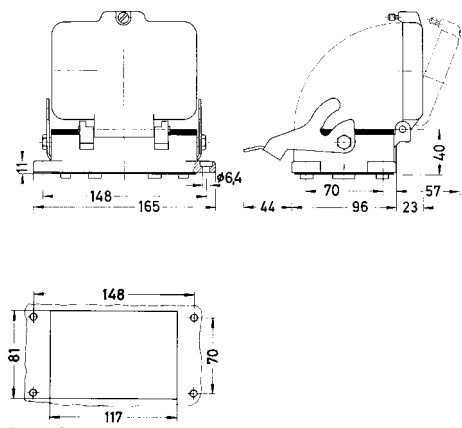

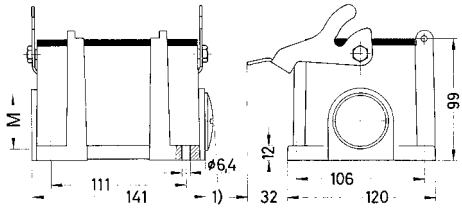

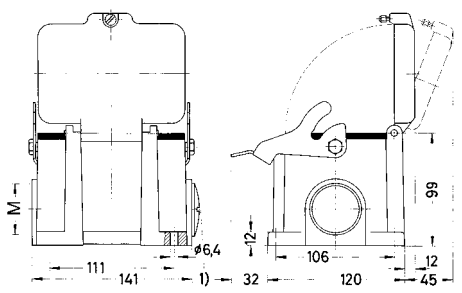
Identification	Cable entry	Part number		Drawing Dimensions in mm
		High construction	Low construction	
Han® B, Surface mounted housings, side entry, Han-Easy Lock® 	1xM32 2xM32 2xM40	19 30 032 0232 19 30 032 0272 19 30 032 0273		
Han® B, Cover for housings, metal, with securing flex 		09 30 032 5425	09 30 032 5425	
Han® B, Cable to cable housings, top entry, Han-Easy Lock® 	1xM40	19 30 032 0738		
Han® B, Protection cover for cable to cable housings, metal, with securing flex 		09 30 032 5426 09 30 032 5427	09 30 032 5426 09 30 032 5427	

Hoods
Housings

single locking lever

Identification	Cable entry	Part number		Drawing Dimensions in mm
		Low construction	High construction	
Han® B, Hoods, top entry 	1xM40 1xM50 1xM63		19 30 048 0448 19 30 048 0449 19 30 048 0450	
Han® B, Hoods, side entry 	1xM40 1xM50		19 30 048 0548 19 30 048 0549	
Han® B, Bulkhead mounted housings, with thermo-plastic cover 		09 30 048 0301		 <p>Panel cut out</p>

Hoods
Housings

Identification	Cable entry	Part number		Drawing Dimensions in mm
		Low construction	High construction	
Han® B, Bulkhead mounted housings, with metal cover 		09 30 048 0317		 <p>Panel cut out</p>
Han® B, Surface mounted housings, side entry 	2xM32 2xM40		19 30 048 0292 19 30 048 0293	
Han® B, Surface mounted housings, side entry, with thermo-plastic cover 	2xM40		19 30 048 0298	

Hoods
Housings

Features

- Metal hoods/housings for industrial applications

Technical characteristics

Limiting temperatures	-40 °C ... 125 °C
Flammability (locking lever) acc. to UL 94	V 0
Protection class acc. to UL 50	NEMA type 4/4X/12
Degree of protection acc. to IEC 60529	IP65 / IP67
Material (hoods/housings)	aluminium
Surface (hoods/housings)	powder-coated
Material (locking lever)	polycarbonate + stainless steel
Colour (locking lever)	RAL 7037 (grey)
Material (seal)	NBR

Specifications and approvals



double locking lever

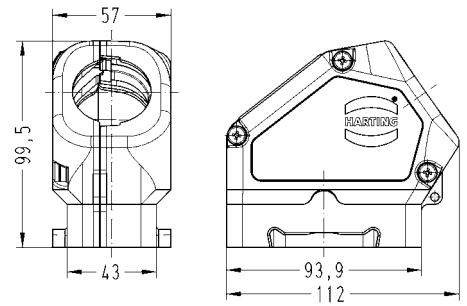
Identification

Part number

Drawing
Dimensions in mm

Han® Easy Hood,
Hoods,
side entry

11 30 016 0520

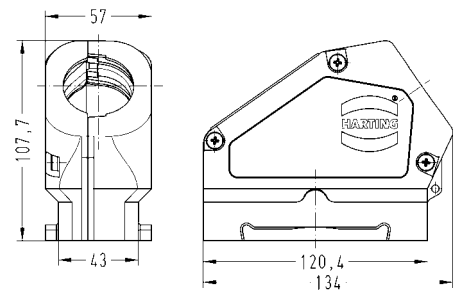


double locking lever

Identification	Part number	Drawing Dimensions in mm
----------------	-------------	-----------------------------

Han® Easy Hood,
Hoods,
side entry

11 30 024 0520


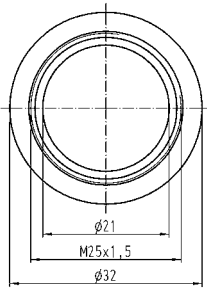
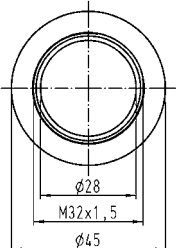
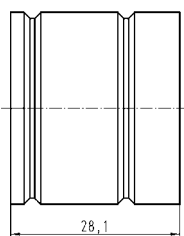
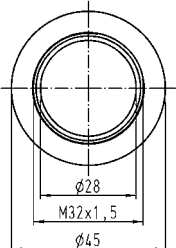
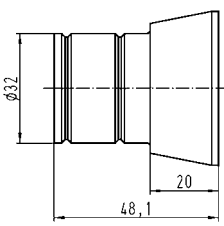


Technical characteristics

Material (accessories) plastic

Technical characteristics

Colour (accessories) black

Identification	Clamping range (mm)	Size	Part number	Drawing Dimensions in mm
<p>Thread adapter</p> 		M25 M32	11 30 000 9961 11 30 000 9962	   
<p>Han® Easy Hood, Cable seal</p> 	20 ... 22 23 ... 25 26 ... 28 29 ... 31 32 ... 34		11 30 000 9955 11 30 000 9956 11 30 000 9957 11 30 000 9958 11 30 000 9959	

Features

- Angled housing replaces the terminal box
- Compact design saves space
- The position of the terminal housing can be switched by 90°
- Compatible with standard hoods for single lever size 10 B
- Locking levers: Han-Easy Lock®
- Star and delta circuits can be realized in the female connector Han® ESS
- Suitable for standard inserts

Technical characteristics

Limiting temperatures	-40 °C ... 125 °C
Flammability (locking lever) acc. to UL 94	V 0
Protection class acc. to UL 50	NEMA type 4/4X/12
Degree of protection acc. to IEC 60529	IP65
Material (hoods/housings)	aluminium
Surface (hoods/housings)	unpainted, powder-coated
Colour (hoods/housings)	unpainted, RAL 7037 (grey)
Material (locking lever)	polycarbonate + stainless steel
Colour (locking lever)	RAL 7037 (grey)
Material (seal)	NBR

Specifications and approvals



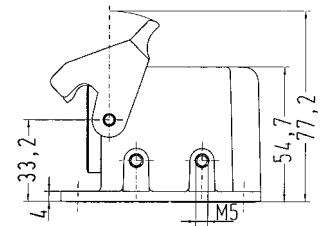
single locking lever



Identification	Part number	Drawing Dimensions in mm
----------------	-------------	-----------------------------

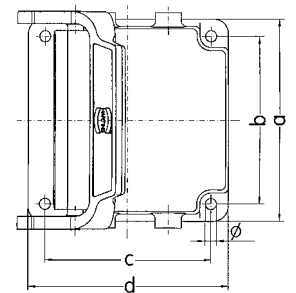
Han-Drive®,
Housings for motor termination,
unpainted,
Han-Easy Lock®

09 30 410 0901
09 30 410 0909
09 30 410 0921



Han-Drive®,
Housings for motor termination,
unpainted,
with protection cover,
Han-Easy Lock®

09 30 410 0951
09 30 410 0960
09 30 410 0970
09 30 410 0971
09 30 410 0974
09 30 410 0983




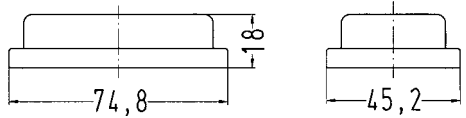

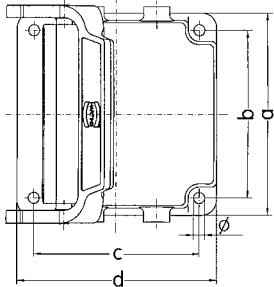

Han-Drive®,
Housings for motor termination,
powder-coated RAL 7037,
Han-Easy Lock®

09 30 010 0901
09 30 010 0902

Han-Drive®,
Housings for motor termination,
powder-coated RAL 7037,
with protection cover,
Han-Easy Lock®

09 30 010 0961

	a	b	c	d	Ø
09 30 010 0901	82	68	68	82	4.5
09 30 010 0902	98			98	
09 30 010 0961	82	70	70	82	
09 30 410 0901	82	68	68	82	4.5
09 30 410 0909	98			98	
09 30 410 0921	85	73	73	85	
09 30 410 0951	82	68	68	82	4.5
09 30 410 0960	98	70	70	98	4.3
09 30 410 0970	92	77	77	92	4.3
09 30 410 0971	85	73	73	85	5.5
09 30 410 0974	92	70	70	92	4.3
09 30 410 0983	92	80	80	92	5.1
09 62 810 0901	82	68	68	82	4.5
09 62 810 0974	92	70	70	92	4.1

Identification	Part number		Drawing Dimensions in mm																																																																																											
	Low construction	High construction																																																																																												
Han® B, Dust protection cover, plastic 	09 30 010 5406	09 30 010 5406																																																																																												
Han-Drive®, EMC housings, Han-Easy Lock® 	09 62 810 0901																																																																																													
Han-Drive®, EMC housings, Han-Easy Lock®, with cover 	09 62 810 0974		<table border="1"> <thead> <tr> <th></th> <th>a</th> <th>b</th> <th>c</th> <th>d</th> <th>Ø</th> </tr> </thead> <tbody> <tr><td>09 30 010 0901</td><td>82</td><td>68</td><td>68</td><td>82</td><td>4.5</td></tr> <tr><td>09 30 010 0902</td><td>98</td><td></td><td></td><td>98</td><td></td></tr> <tr><td>09 30 010 0961</td><td>82</td><td>70</td><td>70</td><td>82</td><td></td></tr> <tr><td>09 30 410 0901</td><td>82</td><td>68</td><td>68</td><td>82</td><td>4.5</td></tr> <tr><td>09 30 410 0909</td><td>98</td><td></td><td></td><td>98</td><td></td></tr> <tr><td>09 30 410 0921</td><td>85</td><td>73</td><td>73</td><td>85</td><td></td></tr> <tr><td>09 30 410 0951</td><td>82</td><td>68</td><td>68</td><td>82</td><td>4.5</td></tr> <tr><td>09 30 410 0960</td><td>98</td><td>70</td><td>70</td><td>98</td><td>4.3</td></tr> <tr><td>09 30 410 0970</td><td>92</td><td>77</td><td>77</td><td>92</td><td>4.3</td></tr> <tr><td>09 30 410 0971</td><td>85</td><td>73</td><td>73</td><td>85</td><td>5.5</td></tr> <tr><td>09 30 410 0974</td><td>92</td><td>70</td><td>70</td><td>92</td><td>4.3</td></tr> <tr><td>09 30 410 0983</td><td>92</td><td>80</td><td>80</td><td>92</td><td>5.1</td></tr> <tr><td>09 62 810 0901</td><td>82</td><td>68</td><td>68</td><td>82</td><td>4.5</td></tr> <tr><td>09 62 810 0974</td><td>92</td><td>70</td><td>70</td><td>92</td><td>4.1</td></tr> </tbody> </table>			a	b	c	d	Ø	09 30 010 0901	82	68	68	82	4.5	09 30 010 0902	98			98		09 30 010 0961	82	70	70	82		09 30 410 0901	82	68	68	82	4.5	09 30 410 0909	98			98		09 30 410 0921	85	73	73	85		09 30 410 0951	82	68	68	82	4.5	09 30 410 0960	98	70	70	98	4.3	09 30 410 0970	92	77	77	92	4.3	09 30 410 0971	85	73	73	85	5.5	09 30 410 0974	92	70	70	92	4.3	09 30 410 0983	92	80	80	92	5.1	09 62 810 0901	82	68	68	82	4.5	09 62 810 0974	92	70	70	92	4.1
	a	b	c	d	Ø																																																																																									
09 30 010 0901	82	68	68	82	4.5																																																																																									
09 30 010 0902	98			98																																																																																										
09 30 010 0961	82	70	70	82																																																																																										
09 30 410 0901	82	68	68	82	4.5																																																																																									
09 30 410 0909	98			98																																																																																										
09 30 410 0921	85	73	73	85																																																																																										
09 30 410 0951	82	68	68	82	4.5																																																																																									
09 30 410 0960	98	70	70	98	4.3																																																																																									
09 30 410 0970	92	77	77	92	4.3																																																																																									
09 30 410 0971	85	73	73	85	5.5																																																																																									
09 30 410 0974	92	70	70	92	4.3																																																																																									
09 30 410 0983	92	80	80	92	5.1																																																																																									
09 62 810 0901	82	68	68	82	4.5																																																																																									
09 62 810 0974	92	70	70	92	4.1																																																																																									

Features

- Hoods/Housings for higher environmental requirements

Technical characteristics


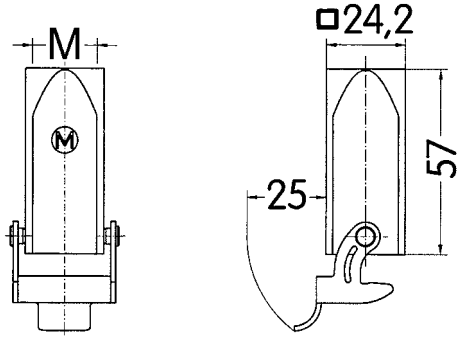

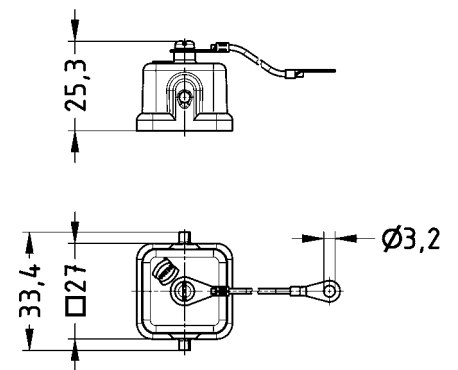

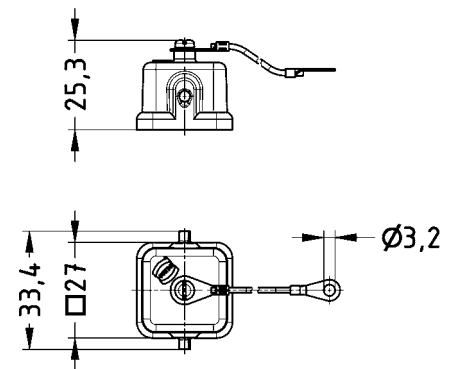

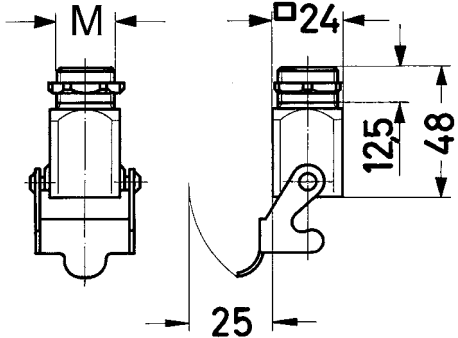
Limiting temperatures	-40 °C ... 125 °C
Protection class acc. to UL 50	NEMA type 4/4X/12
Degree of protection acc. to IEC 60529	IP65 / IP67
Corrosion resistance	ASTM B117-09 (500 h)
Material (hoods/housings)	zinc die-cast
Surface (hoods/housings)	powder-coated
Colour (hoods/housings)	RAL 9005 (black)
Material (locking lever)	stainless steel
Material (seal)	FPM

Specifications and approvals



Identification	Cable entry	Part number	Drawing Dimensions in mm
Han® M, Bulkhead mounted housings, straight		09 37 003 0301	<p>Panel cut out 22 x 22 mm</p>
Han® M, Bulkhead mounted housings, straight, with cover		09 37 003 0305	
Han® M, Bulkhead mounted housings, angled		09 37 003 0801	<p>Panel cut out 22 x 22 mm</p>
Han® M, Surface mounted housings, top entry	1xM20	19 37 003 1250	<p>Panel cut out 22 x 22 mm</p>

Hoods
Housings

Identification	Cable entry	Part number	Drawing Dimensions in mm
<p>Han® M, Cable to cable housings, top entry</p> 	1xM20	19 37 003 1750	
<p>Han® M, Protection cover for housings, for mounted female insert, metal, with securing flex</p> 		09 37 003 5405	
<p>Han® M, Protection cover for housings, for mounted male insert, metal, with securing flex</p> 		09 37 003 5406	
<p>Han® M, Screw mounted housings, top entry</p> 	1xM20	19 37 003 1150	

Features

- Hoods/Housings for higher environmental requirements


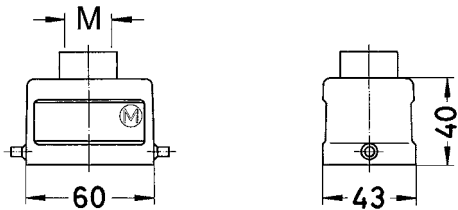
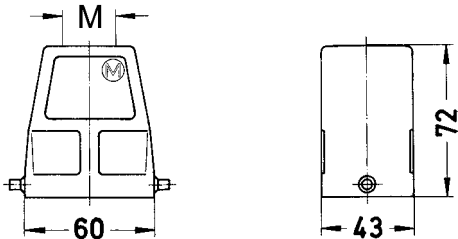

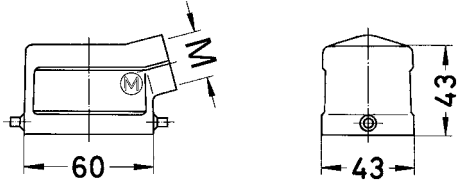
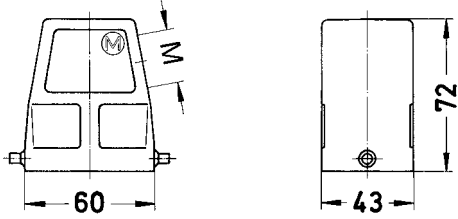
Technical characteristics

Limiting temperatures	-40 °C ... 125 °C
Flammability (locking lever) acc. to UL 94	V 0
Protection class acc. to UL 50	NEMA type 4/4X/12
Degree of protection acc. to IEC 60529	IP65
Corrosion resistance	ASTM B117-09 (500 h)
Material (hoods/housings)	aluminium
Surface (hoods/housings)	powder-coated
Colour (hoods/housings)	RAL 9005 (black)
Material (locking lever)	stainless steel, polycarbonate, polycarbonate + stainless steel
Material (seal)	FPM

Specifications and approvals


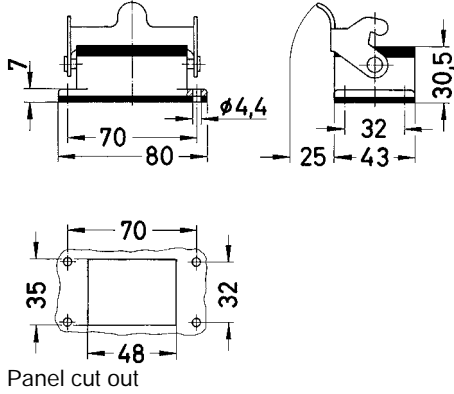

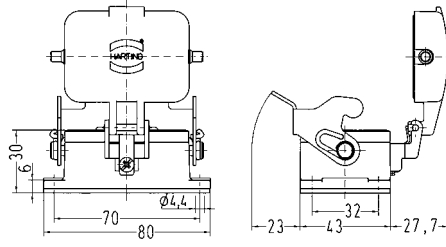

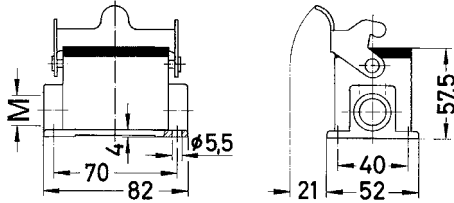

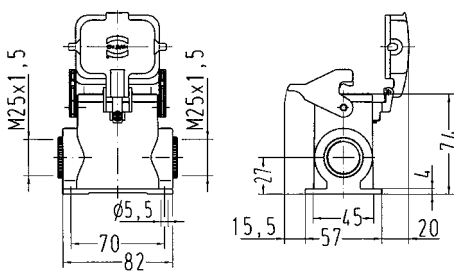


single locking lever


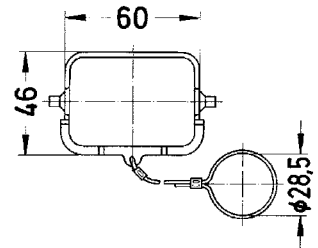
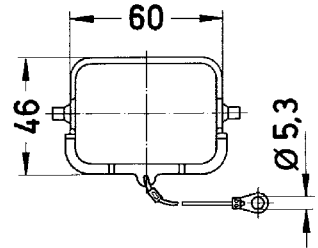
Identification	Cable entry	Part number		Drawing Dimensions in mm	
		Low construction	High construction		
Han® M, Hoods, top entry 	1xM20 1xM25	19 37 006 1440	19 37 006 0445 19 37 006 0446		
Han® M, Hoods, side entry 	1xM20 1xM25	19 37 006 1540	19 37 006 0545 19 37 006 0546		

Hoods
Housings


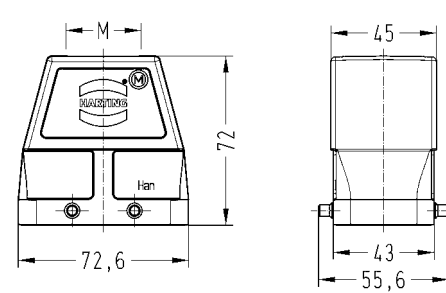

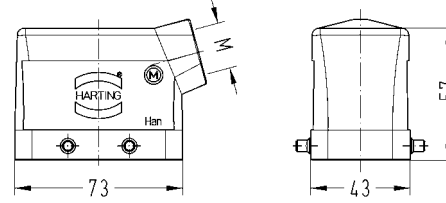

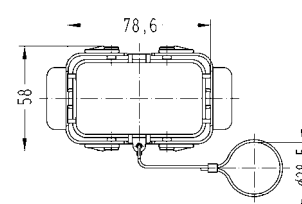


Identification	Cable entry	Part number		Drawing Dimensions in mm
		Low construction	High construction	
Han® M, Bulkhead mounted housings 		09 37 006 0301		 <p>Panel cut out</p>
Han® M, Bulkhead mounted housings, with metal cover 		09 37 006 0318		
Han® M, Surface mounted housings, side entry 	2xM20	19 37 006 1290		
Han® M, Surface mounted housings, side entry, with thermo-plastic cover 	2xM25		19 37 006 0296	

Hoods
Housings


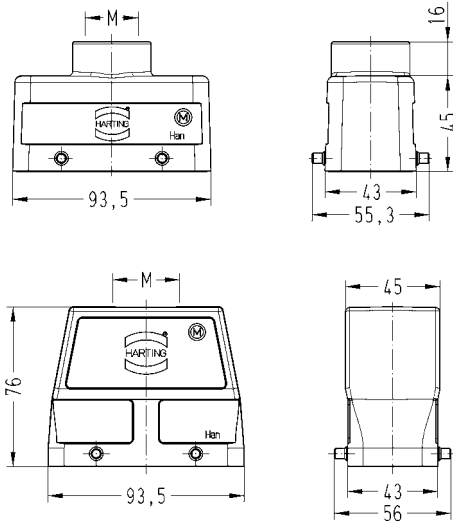

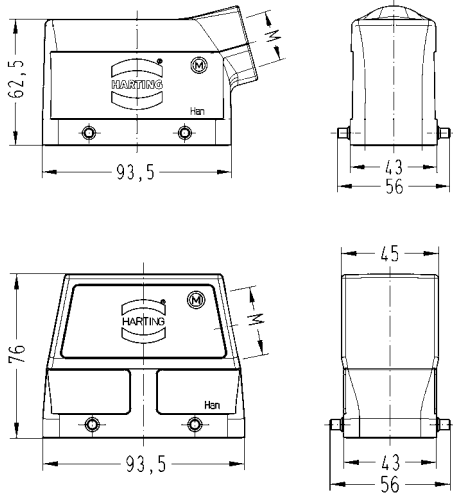

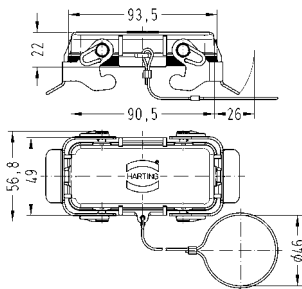
Identification	Cable entry	Part number		Drawing Dimensions in mm
		Low construction	High construction	
Han® M, Protection cover, metal, with securing flex 		09 37 006 5407 09 37 006 5405	09 37 006 5407 09 37 006 5405	 

double locking lever

Identification	Cable entry	Part number		Drawing Dimensions in mm
		Low construction	High construction	
Han® M, Hoods, top entry 	1xM20 1xM25 1xM32 2xM20	19 37 010 1420	19 37 010 0426 19 37 010 0427 19 37 010 0465	
Han® M, Hoods, side entry 	1xM20 1xM25 1xM32 1xM40	19 37 010 1520	19 37 010 0526 19 37 010 0527 19 37 010 0528	
Han® M, Protection cover for hoods, metal, with securing flex 		09 37 010 5403	09 37 010 5403	


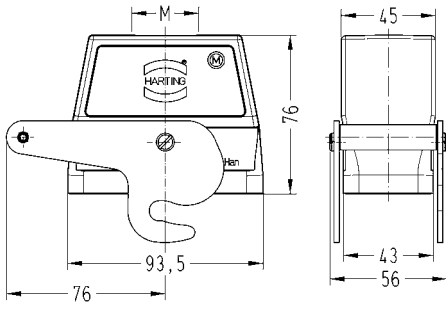

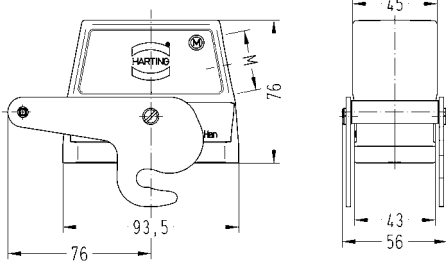

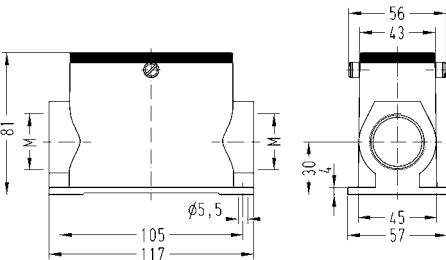
Hoods
Housings

double locking lever

Identification	Cable entry	Part number		Drawing Dimensions in mm
		Low construction	High construction	
Han® M, Hoods, top entry 	1xM25 1xM32	19 37 016 1421	19 37 016 0427	
Han® M, Hoods, side entry 	1xM25 1xM32 1xM40	19 37 016 1521	19 37 016 0527 19 37 016 0528	
Han® M, Protection cover for hoods, metal, with securing flex 		09 37 016 5402	09 37 016 5402	


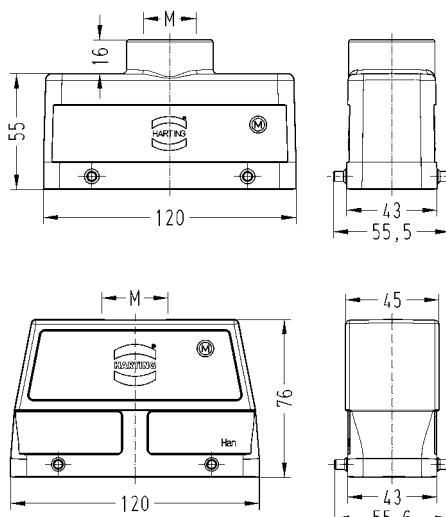

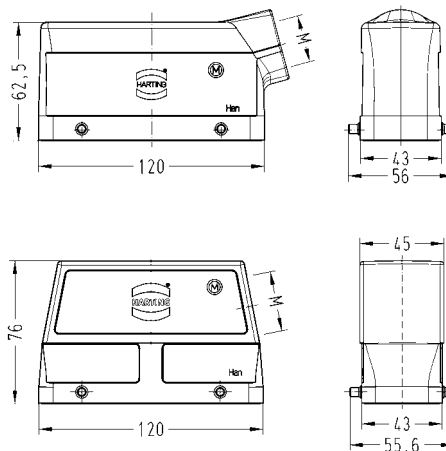

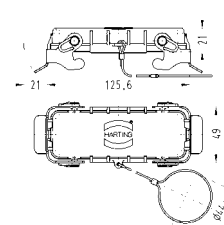
Hoods
Housings

central locking lever


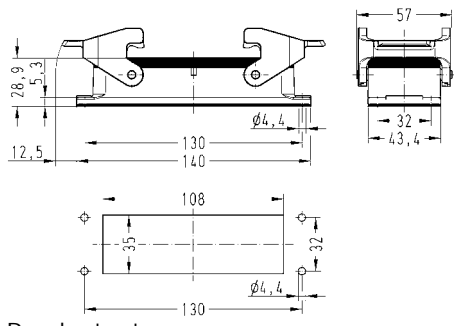

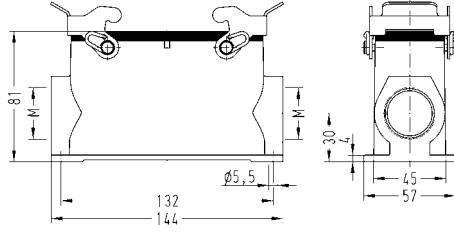

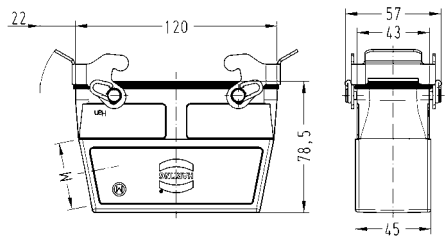

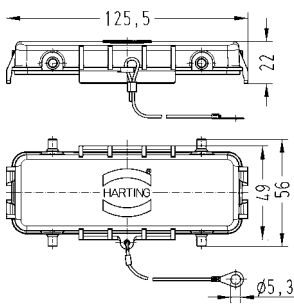
Identification	Cable entry	Part number	Drawing Dimensions in mm
<p>Han® M, Hoods, top entry</p> 	<p>1xM32</p>	<p>19 37 016 0487</p>	
<p>Han® M, Hoods, side entry</p> 	<p>1xM32</p>	<p>19 37 016 0587</p>	
<p>Han® M, Surface mounted housings, side entry</p> 	<p>2xM32</p>	<p>19 37 016 0282</p>	

Hoods
Housings

double locking lever


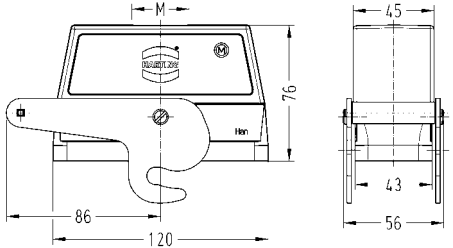

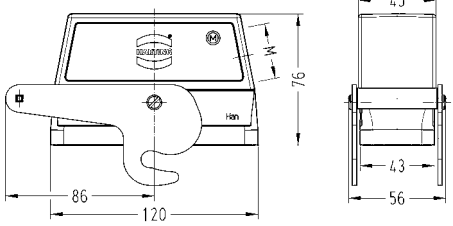

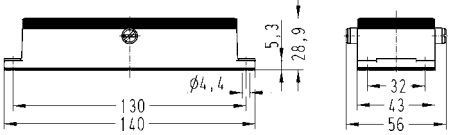
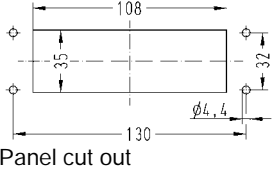

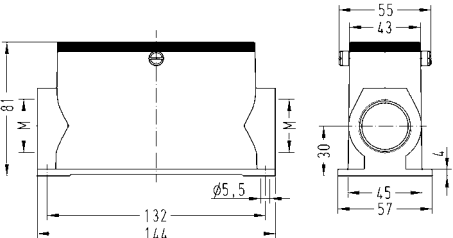
Identification	Cable entry	Part number		Drawing Dimensions in mm
		Low construction	High construction	
Han® M, Hoods, top entry 	1xM25 1xM32 1xM40	19 37 024 1421	19 37 024 0427 19 37 024 0428	
Han® M, Hoods, side entry 	1xM25 1xM32 1xM40	19 37 024 1521	19 37 024 0527 19 37 024 0528	
Han® M, Protection cover for hoods, metal 		09 37 024 5402	09 37 024 5402	

Hoods
Housings

Identification	Cable entry	Part number		Drawing Dimensions in mm
		Low construction	High construction	
Han® M, Bulkhead mounted housings 		09 37 024 0301		 <p>Panel cut out</p>
Han® M, Surface mounted housings, side entry 	2xM32		19 37 024 0272	
Han® M, Cable to cable housings, side entry 	1xM40		19 37 024 0733	
Han® M, Protection cover for housings, metal, with securing flex 		09 37 024 5405	09 37 024 5405	


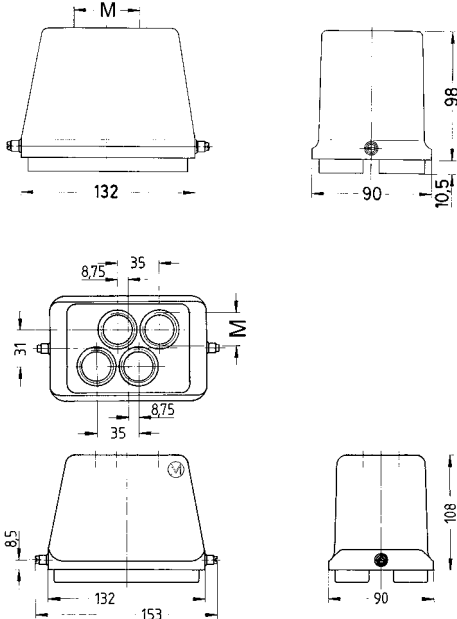

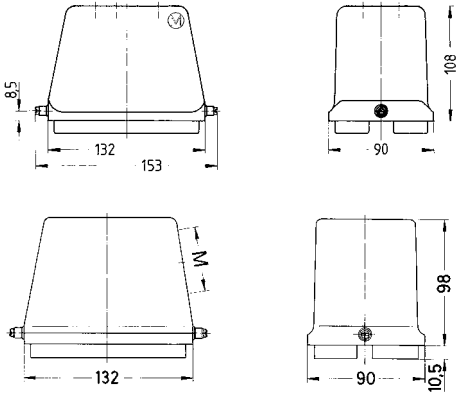

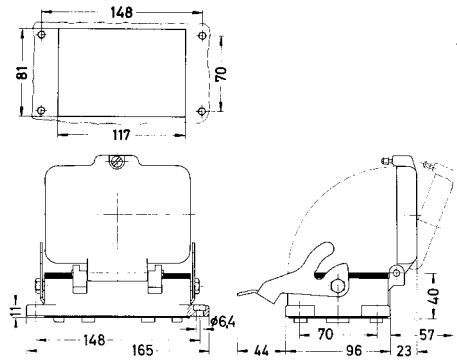
Hoods
Housings

central locking lever

Identification	Cable entry	Part number		Drawing Dimensions in mm
		Low construction	High construction	
Han® M, Hoods, top entry 	1xM32		19 37 024 0487	
Han® M, Hoods, side entry 	1xM32		19 37 024 0587	
Han® M, Bulkhead mounted housings 		09 37 024 0381		  Panel cut out
Han® M, Surface mounted housings, side entry 	2xM32		19 37 024 0282	

Hoods
Housings

single locking lever

Identification	Cable entry	Part number		Drawing Dimensions in mm	
		Low construction	High construction		
Han® M, Hoods, top entry 	1xM40 1xM50 4xM25		19 37 048 0448 19 37 048 0449 19 37 048 0401		
Han® M, Hoods, side entry 	1xM40		19 37 048 0548		
Han® M, Bulkhead mounted housings 		09 37 048 0301			

Hoods
Housings

Features

- Hoods/Housings for higher EMC requirements
- Excellent shield transitions and a low transfer impedance
- **Field of application:** For sensitive interconnections that have to be shielded against electrical, magnetic or electro-magnetic interferences
- Distinguishing feature: Electrically conductive surface, internal seal


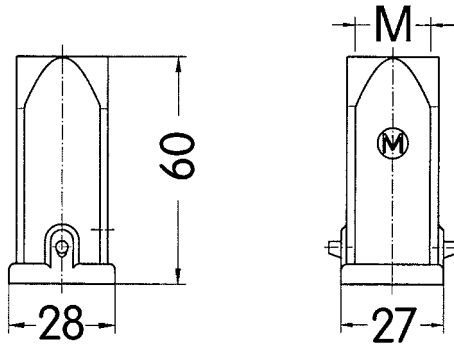

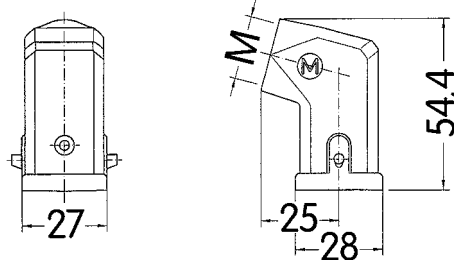

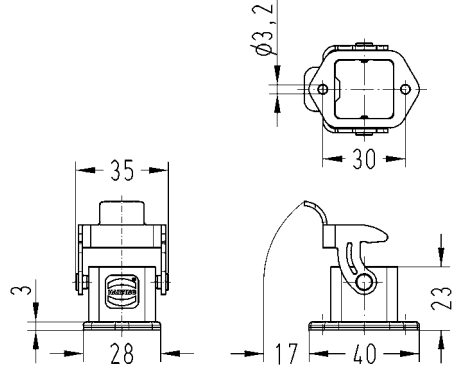
Technical characteristics

Limiting temperatures	-40 °C ... 125 °C
Protection class acc. to UL 50	NEMA type 4/4X/12
Degree of protection acc. to IEC 60529	IP44 / IP67 is achieved with seal screw 09 20 000 9918
Material (hoods/housings)	zinc die-cast
Surface (hoods/housings)	electrical conductive
Material (locking lever)	steel, zinc-plated
Material (seal)	NBR


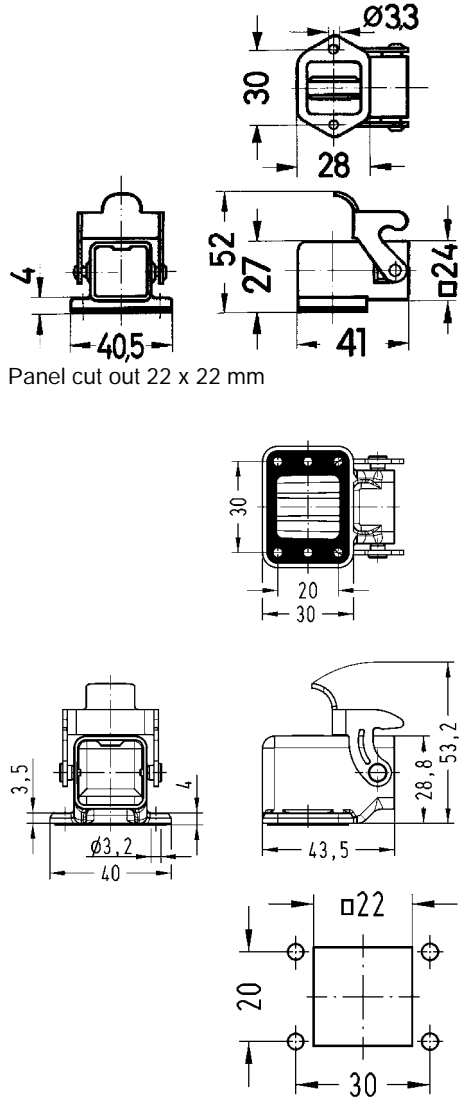

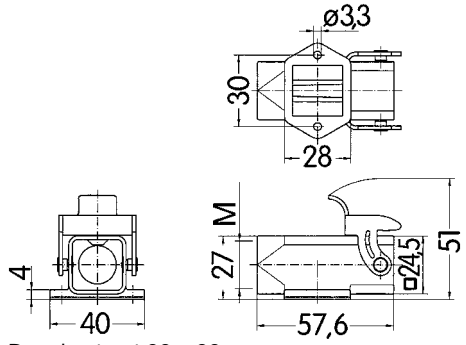
Specifications and approvals




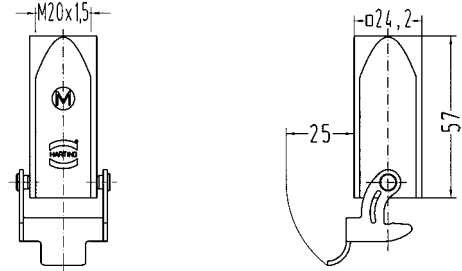

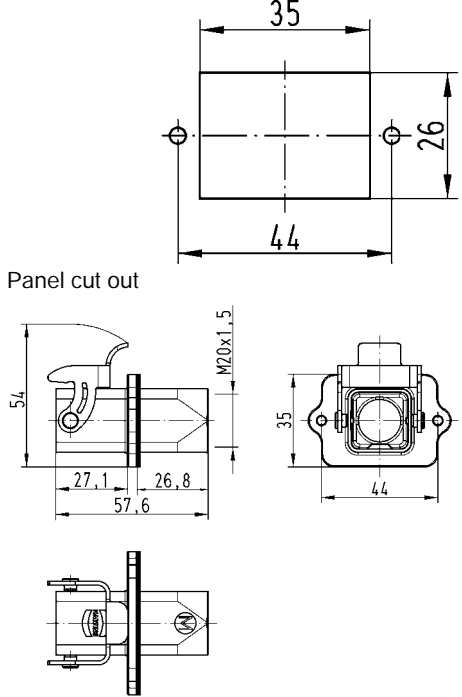

Hoods/Housings for higher EMC requirements
double locking lever

Identification	Cable entry	Part number	Drawing Dimensions in mm
Han® EMV, Hoods, top entry 	1xM20	19 62 003 1440	
Han® EMV, Hoods, side entry 	1xM20	19 62 003 1640	
Han® EMV, Bulkhead mounted housings, straight 		09 62 003 0301	 <p>Panel cut out 22 x 22 mm</p>

Hoods
Housings

Identification	Cable entry	Part number	Drawing Dimensions in mm
<p>Han® EMV, Bulkhead mounted housings, angled</p> 		<p>09 62 003 0801 09 62 003 0810</p>	 <p>Panel cut out 22 x 22 mm</p>
<p>Han® EMV, Surface mounted housings, top entry</p> 	<p>1xM20</p>	<p>19 62 003 1250</p>	 <p>Panel cut out 22 x 22 mm</p>



Identification	Cable entry	Part number	Drawing Dimensions in mm
Han® EMV, Cable to cable housings, top entry 	1xM20	19 62 003 1750	
Han® EMV, Panel feed through housings, top entry 	1xM20	19 62 003 1120	
Han® EMV, Screw mounted housings, top entry 	1xM20	19 62 003 1150	

Hoods
Housings

Features

- Hoods/Housings for higher EMC requirements
- Excellent shield transitions and a low transfer impedance
- **Field of application:** For sensitive interconnections that have to be shielded against electrical, magnetic or electro-magnetic interferences
- Distinguishing feature: Electrically conductive surface, internal seal




Technical characteristics

Limiting temperatures	-40 °C ... 125 °C
Flammability (locking lever) acc. to UL 94	V 0
Protection class acc. to UL 50	NEMA type 4/4X/12
Degree of protection acc. to IEC 60529	IP65
Material (hoods/housings)	aluminium
Surface (hoods/housings)	unpainted
Material (locking lever)	polycarbonate + stainless steel, stainless steel
Material (seal)	NBR

Specifications and approvals


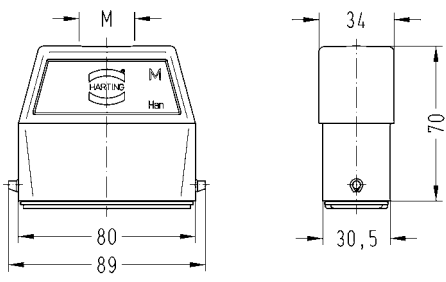

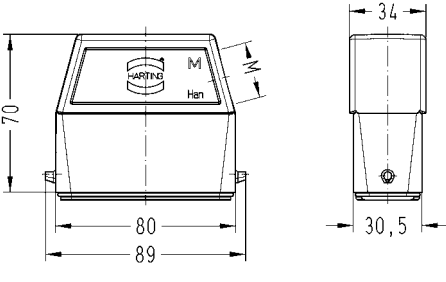

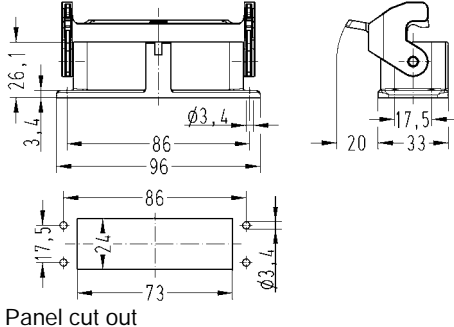


Hoods/Housings for higher EMC requirements
single locking lever

Identification	Cable entry	Part number	Drawing Dimensions in mm	
Han® EMV, Hoods, top entry 	1xM25	19 62 015 0446		
Han® EMV, Hoods, side entry 	1xM25	19 62 015 0546		
Han® EMV, Bulkhead mounted housings, Han-Easy Lock® 		09 62 015 0301	<p>Panel cut out</p>	

Hoods
Housings

Hoods/Housings for higher EMC requirements
single locking lever

Identification	Cable entry	Part number	Drawing Dimensions in mm
Han® EMV, Hoods, top entry 	1xM25	19 62 025 0446	
Han® EMV, Hoods, side entry 	1xM25	19 62 025 0546	
Han® EMV, Bulkhead mounted housings, Han-Easy Lock® 		09 62 025 0301	 <p>Panel cut out</p>

Hoods/Housings for higher EMC requirements


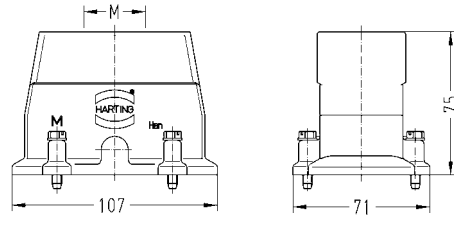

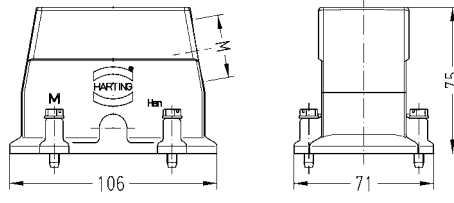

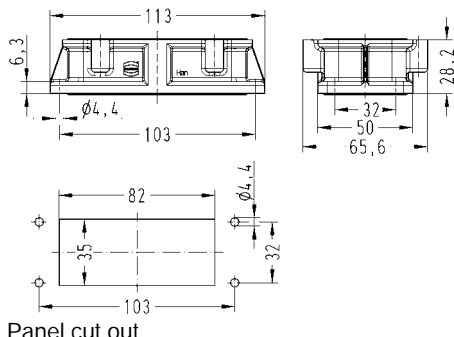
Identification	Cable entry	Part number	Drawing Dimensions in mm
Han® EMV, Hoods, top entry, screw locking	1xM25 1xM32	19 62 006 0441 19 62 006 0442	
Han® EMV, Hoods, side entry, screw locking	1xM25	19 62 006 0541	
Han® EMV, Bulkhead mounted housings, screw locking		09 62 006 0301	<p>Panel cut out</p>

Hoods
Housings

Hoods/Housings for higher EMC requirements

Identification	Cable entry	Part number	Drawing Dimensions in mm
Han® EMV, Hoods, top entry, screw locking	1xM32	19 62 010 0442	
Han® EMV, Hoods, side entry, screw locking	1xM32 1xM40	19 62 010 0542 19 62 010 0543	
Han® EMV, Bulkhead mounted housings, screw locking		09 62 010 0301	<p>Panel cut out</p>

Hoods/Housings for higher EMC requirements

Identification	Cable entry	Part number	Drawing Dimensions in mm
Han® EMV, Hoods, top entry, screw locking 	1xM32	19 62 040 0442	
Han® EMV, Hoods, side entry, screw locking 	1xM32	19 62 040 0542	
Han® EMV, Bulkhead mounted housings, screw locking 		09 62 040 0301	 <p>Panel cut out</p>

Hoods
Housings

Hoods/Housings for higher EMC requirements

Identification	Cable entry	Part number	Drawing Dimensions in mm
Han® EMV, Hoods, top entry, screw locking	1xM40	19 62 064 0443	
Han® EMV, Hoods, side entry, screw locking	1xM40	19 62 064 0543	
Han® EMV, Bulkhead mounted housings, screw locking		09 62 064 0301	<p>Panel cut out</p>

Features

- Hoods/Housings for higher EMC requirements
- Excellent shield transitions and a low transfer impedance
- Locking levers: Han-Easy Lock®
- **Field of application:** For sensitive interconnections that have to be shielded against electrical, magnetic or electro-magnetic interferences
- Distinguishing feature: Electrically conductive surface, internal seal


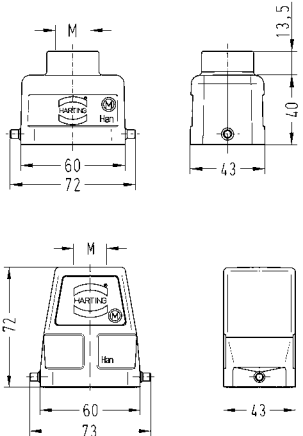

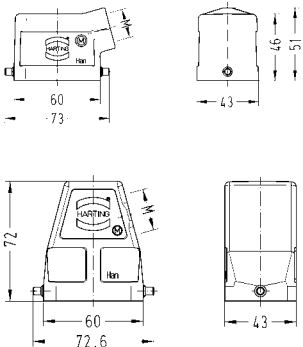

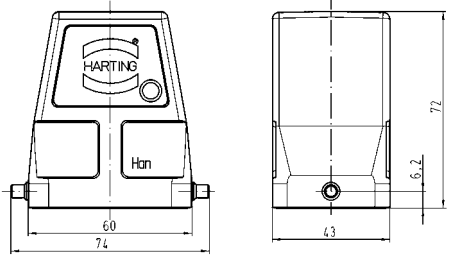
Technical characteristics

Limiting temperatures	-40 °C ... 125 °C
Limiting temperatures with High Temp components	-40 °C ... 200 °C
Protection class acc. to UL 50	NEMA type 4/4X/12
Degree of protection acc. to IEC 60529	IP65
Material (hoods/housings)	aluminium
Surface (hoods/housings)	unpainted
Material (locking lever)	polycarbonate + stainless steel
Material (seal)	NBR

Specifications and approvals


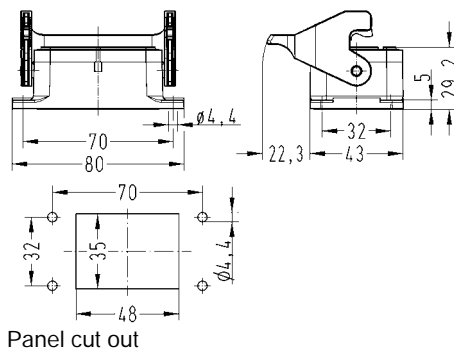

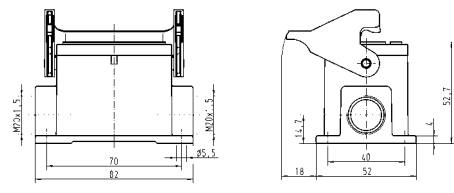


single locking lever

Identification	Cable entry	Part number		Drawing Dimensions in mm
		Low construction	High construction	
Han® EMC/B, Han® High Temp, Hoods, top entry 	1xM20 1xM25 1xM32	19 62 806 1440	19 62 806 0446 19 62 806 0447	
Han® EMC/B, Han® High Temp, Hoods, side entry 	1xM20 1xM25 1xM32	19 62 806 1540	19 62 806 0546 19 62 806 0547	
Han® EMC/B, Han® High Temp, Hoods, without cable entry 			09 62 806 0801	


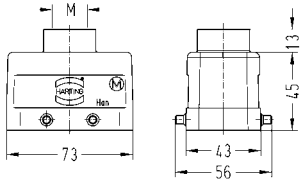
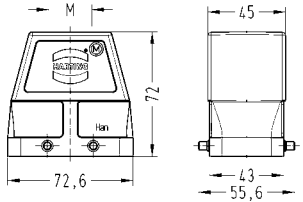

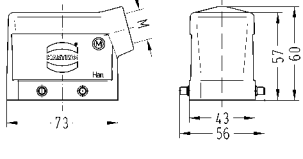
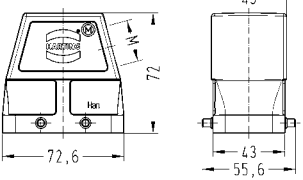

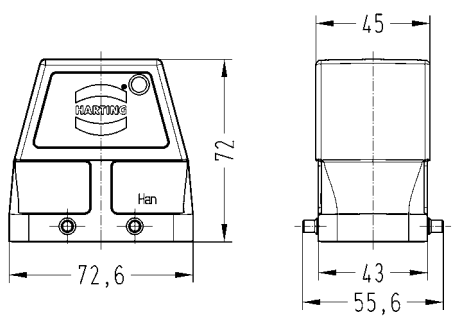
Hoods
Housings



Identification	Cable entry	Part number		Drawing Dimensions in mm
		Low construction	High construction	
Han® EMC/B, Bulkhead mounted housings, Han-Easy Lock® 		09 62 806 0301		 <p>Panel cut out</p>
Han® EMC/B, Surface mounted housings, side entry, Han-Easy Lock® 	2xM20	19 62 806 1290		


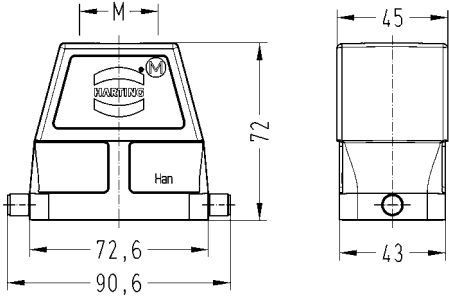

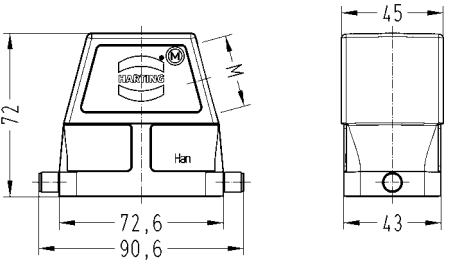

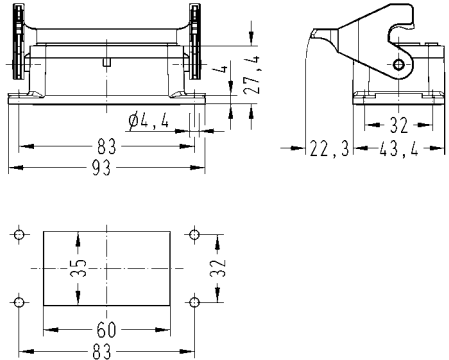
Hoods
Housings

double locking lever

Identification	Cable entry	Part number		Drawing Dimensions in mm
		Low construction	High construction	
Han® EMC/B, Han® High Temp, Hoods, top entry 	1xM20 1xM25 1xM32	19 62 810 1420 19 62 810 1421	19 62 810 0426 19 62 810 0427	 
Han® EMC/B, Han® High Temp, Hoods, side entry 	1xM20 1xM25 1xM32	19 62 810 1520	19 62 810 0526 19 62 810 0527	 
Han® EMC/B, Han® High Temp, Hoods, without cable entry 			09 62 810 0801	


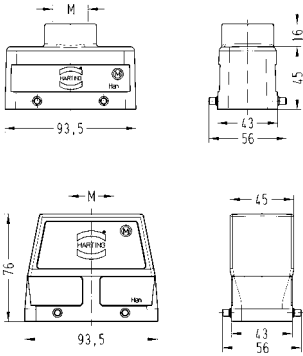

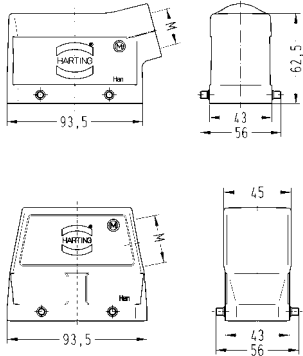

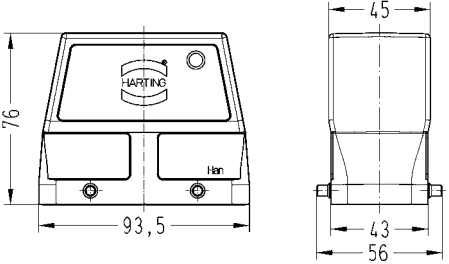
Hoods
Housings

single locking lever

Identification	Cable entry	Part number		Drawing Dimensions in mm	
		Low construction	High construction		
Han® EMC/B, Hoods, top entry 	1xM25 1xM32		19 62 810 0446 19 62 810 0447		
Han® EMC/B, Hoods, side entry 	1xM32		19 62 810 0547		
Han® EMC/B, Bulkhead mounted housings, Han-Easy Lock® 		09 62 810 0305		 <p>Panel cut out</p>	


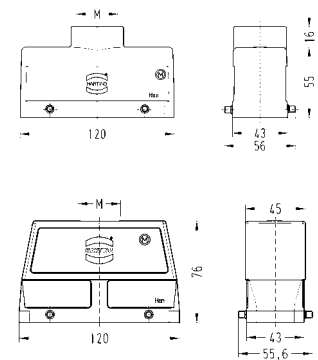

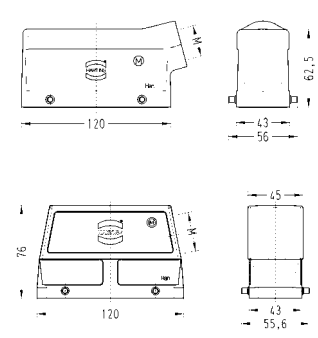

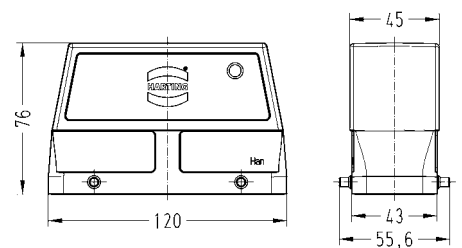

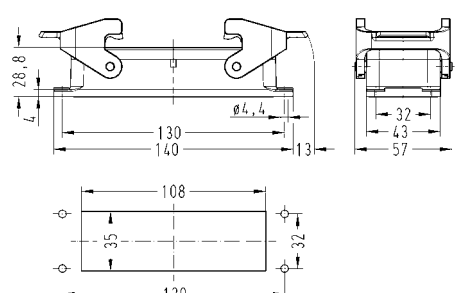


double locking lever


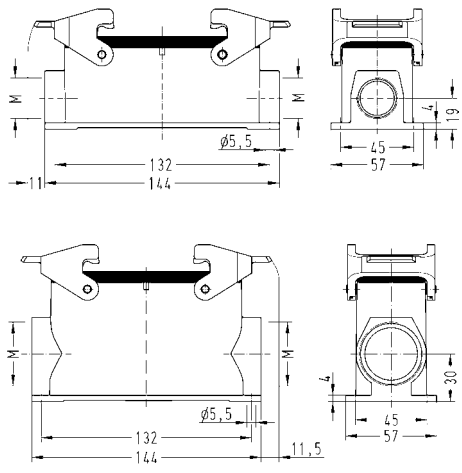
Identification	Cable entry	Part number		Drawing Dimensions in mm
		Low construction	High construction	
Han® EMC/B, Han® High Temp, Hoods, top entry 	1xM25 1xM32	19 62 816 1421	19 62 816 0427	
Han® EMC/B, Han® High Temp, Hoods, side entry 	1xM25 1xM32	19 62 816 1521	19 62 816 0527	
Han® EMC/B, Han® High Temp, Hoods, without cable entry 			09 62 816 0801	

Hoods
Housings

double locking lever

Identification	Cable entry	Part number		Drawing Dimensions in mm
		Low construction	High construction	
Han® EMC/B, Han® High Temp, Hoods, top entry 	1xM32	19 62 824 1422	19 62 824 0427	
Han® EMC/B, Han® High Temp, Hoods, side entry 	1xM25 1xM32 1xM40	19 62 824 1521	19 62 824 0527 19 62 824 0528	
Han® EMC/B, Han® High Temp, Hoods, without cable entry 			09 62 824 0801	
Han® EMC/B, Bulkhead mounted housings, Han-Easy Lock® 		09 62 824 0301		 Panel cut out

Hoods
Housings

Identification	Cable entry	Part number		Drawing Dimensions in mm
		Low construction	High construction	
Han® EMC/B, Surface mounted housings, side entry, Han-Easy Lock® 	2xM25 2xM40	19 62 824 1271	19 62 824 0273	

Features

- Hoods/Housings for harsh environmental requirements
- Highly EMC resistant
- Screw locking M4
- Field of application: For external electrical interconnections in vehicles, in highly demanding environments and wet areas, as well as for sensitive interconnections that have to be shielded
- Distinguishing feature: colour-coded black, internal seal (RAL 9005)


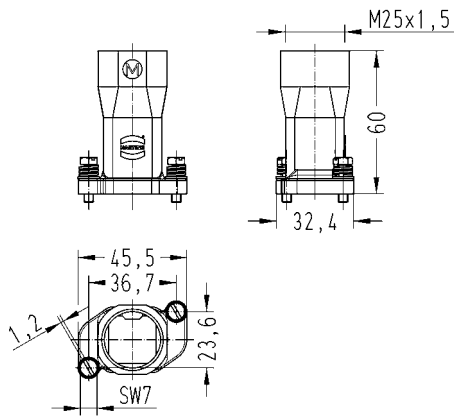
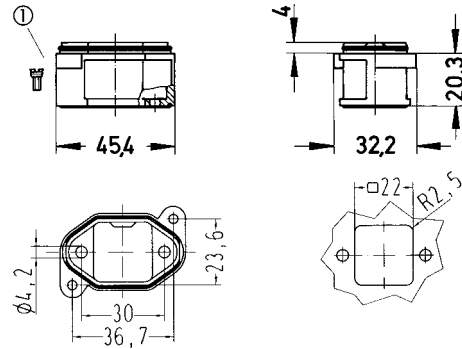
Technical characteristics

Limiting temperatures	-40 °C ... 125 °C
Protection class acc. to UL 50	NEMA 4/12, NEMA type 4/4X/12
Degree of protection acc. to IEC 60529	IP69K
Degree of protection acc. to IEC 60529	IP65 / IP68
Tightening torque (locking)	2 Nm
Corrosion resistance	ASTM B117-09 (500 h)
Material (hoods/housings)	zinc die-cast
Surface (hoods/housings)	powder-coated, chromated
Colour (hoods/housings)	RAL 9005 (black)
Material (seal)	NBR
Material (screwing)	stainless steel


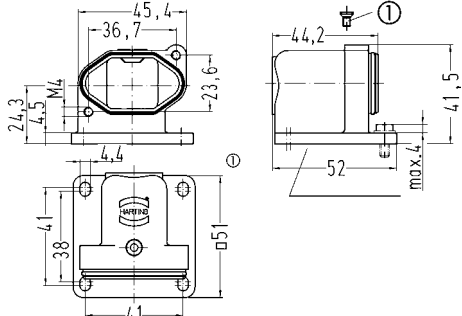

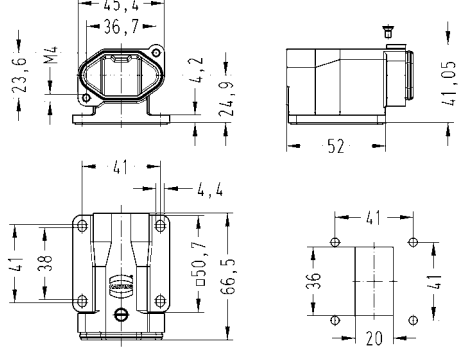

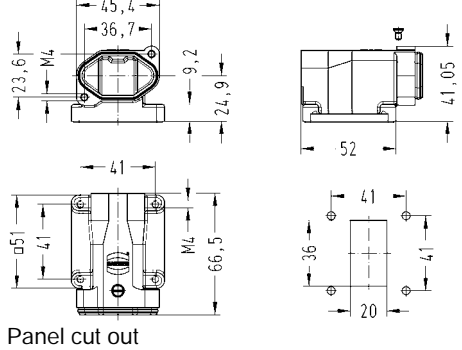
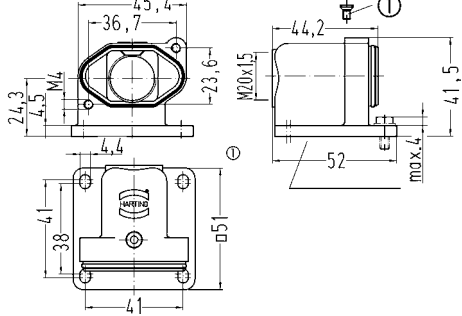
Specifications and approvals




Hoods/Housings for harsh environmental requirements


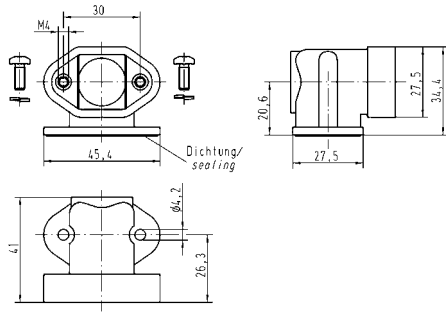

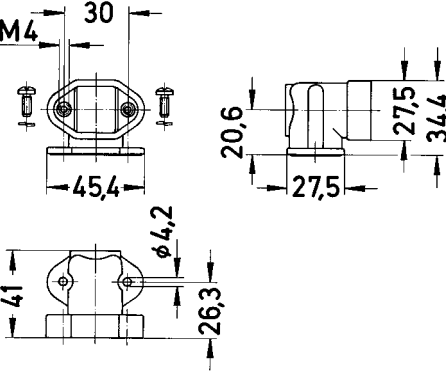
Identification	Cable entry	Part number	Drawing Dimensions in mm
<p>Han® HPR, Hoods, with sealing screw, top entry, toggle locking</p> <p>Han® HPR, Hoods, with sealing screw, top entry, screw locking</p> 	<p>1xM20</p> <p>1xM20 1xM25</p>	<p>19 40 703 0400</p> <p>19 40 703 0410 19 40 703 0411</p>	
<p>Han® HPR, Bulkhead mounted housings, with sealing screw, toggle locking</p> <p>Han® HPR, Bulkhead mounted housings, with sealing screw, screw locking</p>		<p>09 40 703 0301</p> <p>09 40 703 0311</p>	 <p>Panel cut out 21.3 x 21.3 mm</p> <p>① sealing screw</p>

Hoods
Housings

Identification	Cable entry	Part number	Drawing Dimensions in mm
<p>Han® HPR, Bulkhead mounted housings, angled, with sealing screw, screw locking</p> 		09 40 703 0950	 <p>Panel cut out 21.3 x 21.3 mm ① sealing screw</p>
<p>Han® HPR, Bulkhead mounted housings, angled, screw locking, long version, feed through hole for fixing screws</p> 		09 40 703 0951	 <p>Panel cut out</p>
<p>Han® HPR, Bulkhead mounted housings, angled, screw locking, long version, tapped blind hole for fixing screws</p> 		09 40 703 0953	 <p>Panel cut out</p>
<p>Han® HPR, Surface mounted housings, angled, with sealing screw, top entry, screw locking, bottom closed</p>	1xM20	19 40 703 0950	 <p>① sealing screw</p>

Hoods
Housings

Identification	Cable entry	Part number	Drawing Dimensions in mm
<p>Han® HPR, Surface mounted housings, angled, with sealing screw, top entry, screw locking, long version with closed bottom and feed through hole for fixing screws</p>	<p>1xM25</p>	<p>19 40 703 0951</p>	<p>Panel cut out</p>
<p>Han® HPR, Surface mounted housings, angled, with sealing screw, top entry, screw locking, long version with closed bottom and tapped blind hole for fixing screws</p>	<p>1xM25</p>	<p>19 40 703 0953</p>	<p>Panel cut out</p>
<p>Han® HPR, Cover for housings, toggle locking</p>		<p>09 40 703 5401</p>	
<p>Han® HPR, Cover for housings, toggle locking, with securing flex</p>		<p>09 40 703 5402</p>	
<p>Han® HPR, Cover for housings, screw locking</p>		<p>09 40 703 5411</p>	
<p>Han® HPR, Cover for housings, screw locking, with securing flex</p>		<p>09 40 703 5412</p>	
<p>Han® HPR, Dust protection cover, plastic</p> 		<p>09 40 003 5406</p>	<p>Hoods Housings</p>


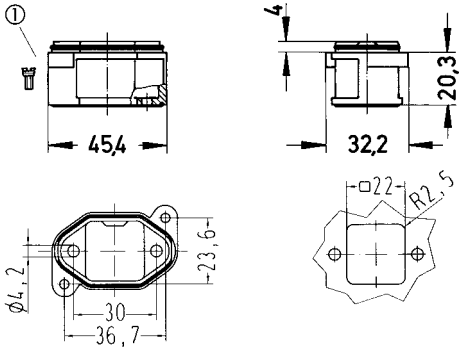

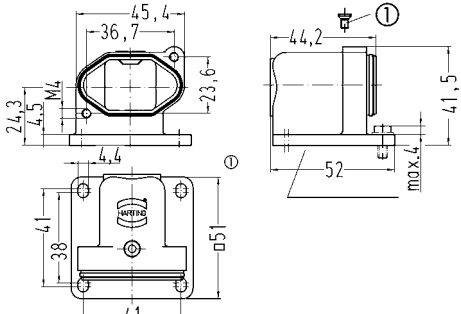

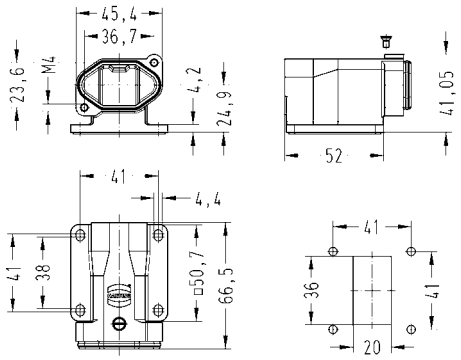

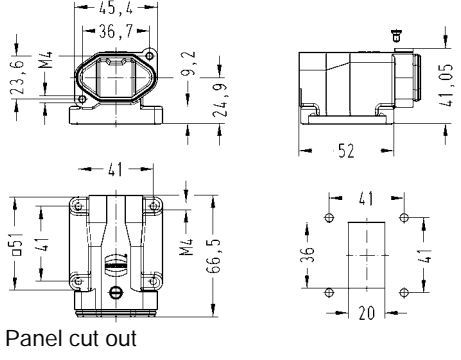
Identification	Cable entry	Part number	Drawing Dimensions in mm
<p>Han® HPR, Adaptor, powder-coated, top entry, open bottom</p>  <p>for assembly of bulkhead mounted bulk-head mounted position</p>	<p>1xM20</p>	<p>19 40 703 0900</p>	
<p>Han® HPR, Adaptor, powder-coated, open bottom</p>  <p>for assembly of bulkhead mounted bulk-head mounted position</p>		<p>09 40 703 0902</p>	

Hoods
Housings


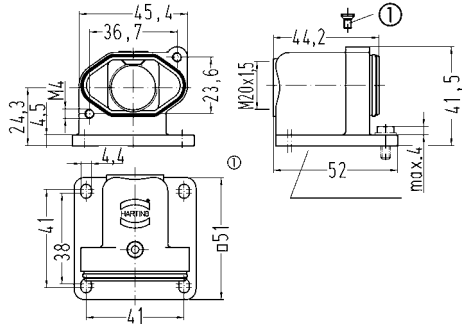

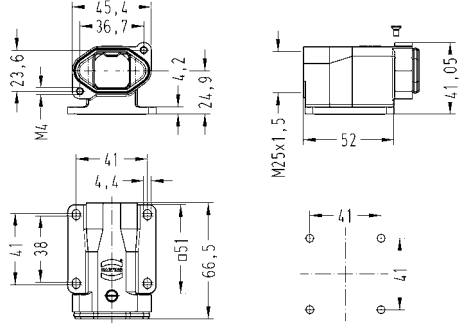

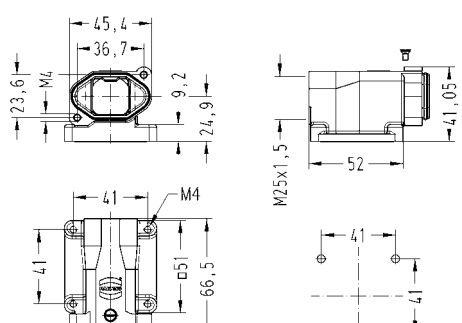
Hoods/Housings for harsh environmental requirements

Identification	Cable entry	Part number	Drawing Dimensions in mm
Han® HPR, Hoods, with sealing screw, top entry, toggle locking	1xM20	19 40 003 0400	
Han® HPR, Hoods, with sealing screw, top entry, screw locking	1xM20 1xM25	19 40 003 0410 19 40 003 0411	<p>① sealing screw</p>
Han® HPR, Bulkhead mounted housings, with sealing screw, toggle locking		09 40 003 0301	



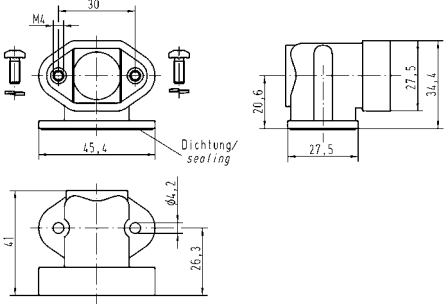

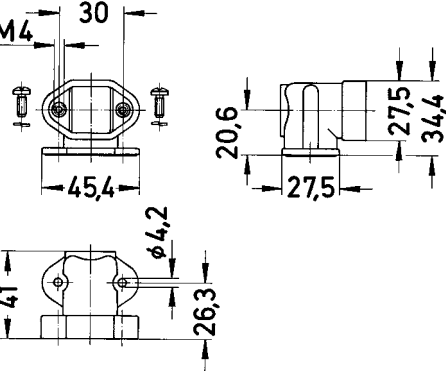
Hoods
Housings

Identification	Cable entry	Part number	Drawing Dimensions in mm
<p>Han® HPR, Bulkhead mounted housings, with sealing screw, screw locking</p> 		09 40 003 0311	 <p>Panel cut out 21.3 x 21.3 mm ① sealing screw</p>
<p>Han® HPR, Bulkhead mounted housings, angled, with sealing screw, screw locking</p> 		09 40 003 0950	 <p>Panel cut out 21.3 x 21.3 mm ① sealing screw</p>
<p>Han® HPR, Bulkhead mounted housings, angled, screw locking, long version, feed through hole for fixing screws</p> 		09 40 003 0951	 <p>Panel cut out</p>
<p>Han® HPR, Bulkhead mounted housings, angled, with sealing screw, screw locking, long version, tapped blind hole for fixing screws</p> 		09 40 003 0953	 <p>Panel cut out</p>

Hoods
Housings

Identification	Cable entry	Part number	Drawing Dimensions in mm
<p>Han® HPR, Surface mounted housings, angled, with sealing screw, top entry, screw locking, bottom closed</p> 	1xM20	19 40 003 0950	 <p>① sealing screw</p>
<p>Han® HPR, Surface mounted housings, angled, with sealing screw, top entry, screw locking, long version</p>  <p>with closed bottom and feed through hole for fixing screws</p>	1xM25	19 40 003 0951	 <p>Panel cut out</p>
<p>Han® HPR, Surface mounted housings, angled, with sealing screw, top entry, screw locking, long version</p>  <p>with closed bottom and tapped blind hole for fixing screws</p>	1xM25	19 40 003 0953	 <p>Panel cut out</p>
<p>Han® HPR, Cover for housings, toggle locking</p> <p>Han® HPR, Cover for housings, toggle locking, with securing flex</p> <p>Han® HPR, Cover for housings, screw locking</p> <p>Han® HPR, Cover for housings, screw locking, with securing flex</p>		<p>09 40 003 5401</p> <p>09 40 003 5402</p> <p>09 40 003 5411</p> <p>09 40 003 5412</p>	<p>Hoods Housings</p>



Identification	Cable entry	Part number	Drawing Dimensions in mm
Han® HPR, Dust protection cover, plastic 		09 40 003 5406	
Han® HPR, Adaptor, chromated, top entry, open bottom for assembly of bulkhead mounted bulk- head mounted position 	1xM20	19 40 003 0900	 <p>Technical drawing showing dimensions: 30, M4, 45,4, 20,6, 27,5, 34,4, 27,5, 41, 26,3, 8,2, Dichtung/sealing.</p>
Han® HPR, Adaptor, chromated, open bottom for assembly of bulkhead mounted bulk- head mounted position 		09 40 003 0902	 <p>Technical drawing showing dimensions: 30, M4, 45,4, 20,6, 27,5, 34,4, 27,5, 41, 26,3, 8,2, 4,2.</p>

Features

- Hoods/Housings, pressure tight
- Highly EMC resistant
- Screw locking M6
- Field of application: For external electrical interconnections in vehicles, in highly demanding environments and wet areas, as well as for sensitive interconnections that have to be shielded
- Distinguishing feature: colour-coded black, internal seal (RAL 9005)

Technical characteristics


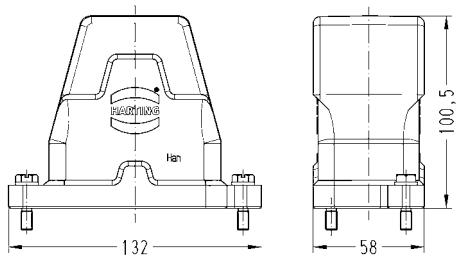
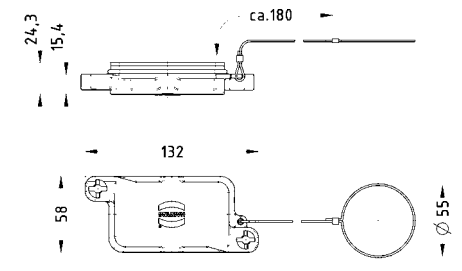

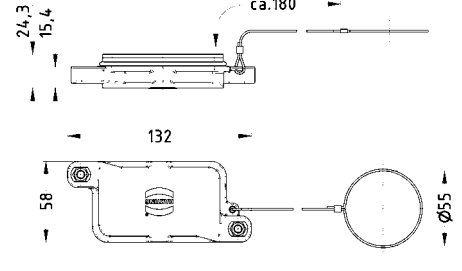

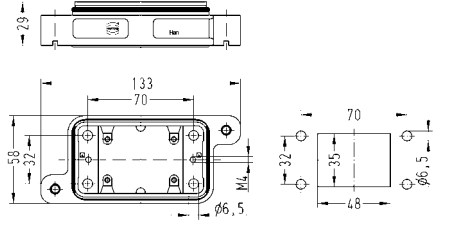

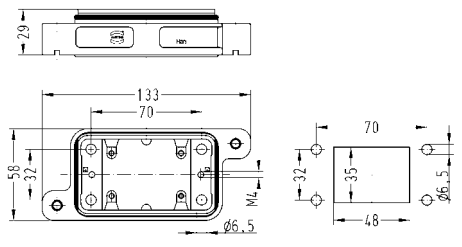
Limiting temperatures	-40 °C ... 125 °C
Protection class acc. to UL 50	NEMA 4/12
Degree of protection acc. to IEC 60529	IP69K
Degree of protection acc. to IEC 60529	IP65 / IP68
Tightening torque (locking)	4 Nm
Corrosion resistance	ASTM B117-09 (500 h)
Material (hoods/housings)	aluminium die-cast, corrosion resistant
Surface (hoods/housings)	powder-coated
Colour (hoods/housings)	RAL 9005 (black)
Material (locking lever)	stainless steel
Material (seal)	NBR
Material (screwing)	stainless steel

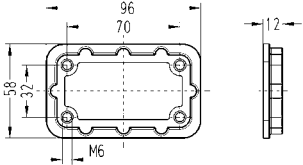
Specifications and approvals



Identification	Cable entry	Part number	Drawing Dimensions in mm	
Han® HPR, Hoods, top entry, toggle locking	1xM25	19 40 006 0401		
Han® HPR, Hoods, top entry, screw locking	1xM20 1xM25 1xM32 1xM40	19 40 006 0410 19 40 006 0411 19 40 006 0412 19 40 006 0413		
Han® HPR, Hoods, side entry, toggle locking	1xM25	19 40 006 0501		
Han® HPR, Hoods, side entry, toggle locking	1xM25	19 40 006 0501		
Han® HPR, Hoods, side entry, screw locking	1xM20 1xM25 1xM32 1xM40	19 40 006 0510 19 40 006 0511 19 40 006 0512 19 40 006 0513		

Hoods
Housings


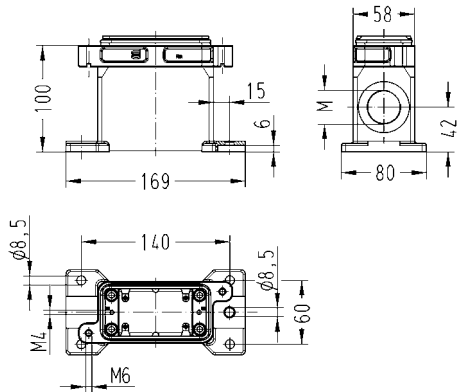

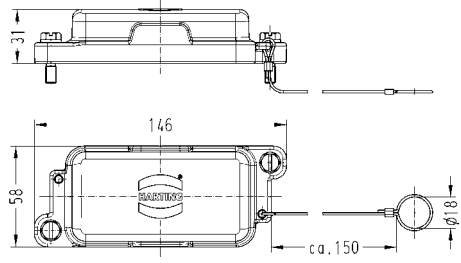




Identification	Cable entry	Part number	Drawing Dimensions in mm
<p>Han® HPR, Hoods, without cable entry, screw locking</p> 		09 40 006 0811	
<p>Han® HPR, Protection cover for hoods, metal, toggle locking</p>		09 40 006 5404	
<p>Han® HPR, Protection cover for hoods, metal, screw locking</p> 		09 40 006 5414	
<p>Han® HPR, Bulkhead mounted housings, toggle locking</p> 		09 40 006 0301	
<p>Han® HPR, Bulkhead mounted housings, screw locking</p> 		09 40 006 0311	

Identification	Cable entry	Part number	Drawing Dimensions in mm
Han® HPR, Panel feed through housings, for mounting from inside, top entry, screw locking	1xM40	19 40 006 1113	
Han® HPR, Panel feed through housings, for mounting from outside, top entry, screw locking	1xM40	19 40 006 1118	
Han® HPR, Mounting frames		09 40 000 9901	

Identification	Cable entry	Part number	Drawing Dimensions in mm	
Han® HPR, Hoods, top entry, toggle locking	1xM25	19 40 010 0401		
Han® HPR, Hoods, top entry, screw locking	1xM25 1xM32 1xM40 2xM20	19 40 010 0411 19 40 010 0412 19 40 010 0413 19 40 010 0430		
Han® HPR, Hoods, side entry, toggle locking	1xM25	19 40 010 0501		
Han® HPR, Hoods, side entry, screw locking	1xM25 1xM32 1xM40	19 40 010 0511 19 40 010 0512 19 40 010 0513		


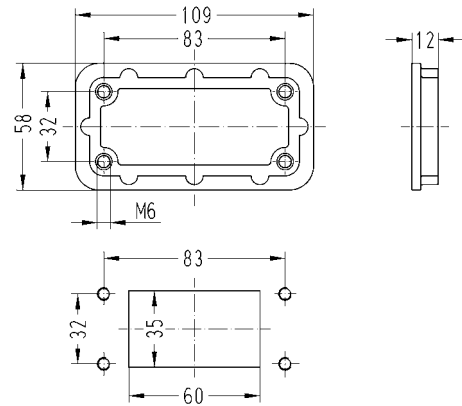
Hoods
Housings

Identification	Cable entry	Part number	Drawing Dimensions in mm
Han® HPR, Hoods, without cable entry, screw locking		09 40 010 0811	
Han® HPR, Protection cover for hoods, metal, toggle locking Han® HPR, Protection cover for hoods, metal, screw locking		09 40 010 5404 09 40 010 5414	
Han® HPR, Bulkhead mounted housings, toggle locking		09 40 010 0301	
Han® HPR, Bulkhead mounted housings, screw locking		09 40 010 0311	
Han® HPR, Bulkhead mounted housings, screw locking, with metal cover		09 40 010 0317	

Identification	Cable entry	Part number	Drawing Dimensions in mm
<p>Han® HPR, Surface mounted housings, side entry, screw locking</p> 	<p>1xM20 1xM32 1xM40 2xM25 2xM32</p>	<p>19 40 010 1260 19 40 010 1262 19 40 010 1263 19 40 010 1271 19 40 010 1272</p>	
<p>Han® HPR, Cover for housings, metal, toggle locking</p> 		<p>09 40 010 5401</p>	
<p>Han® HPR, Cover for housings, metal, screw locking</p> 		<p>09 40 010 5411</p>	
<p>Han® HPR, Dust protection cover, plastic</p> 		<p>09 40 010 5406</p>	
<p>Han® HPR, Panel feed through housings, for mounting from inside, screw locking</p> 	<p>1xM40</p>	<p>19 40 010 1113</p>	
<p>Han® HPR, Panel feed through housings, for mounting from outside, screw locking</p> 	<p>1xM40</p>	<p>19 40 010 1118</p>	


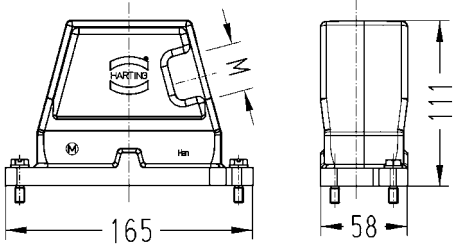

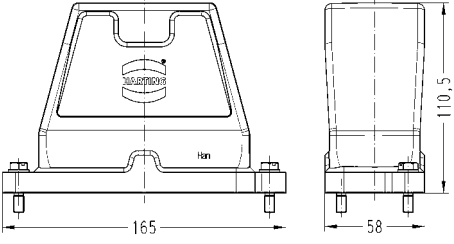

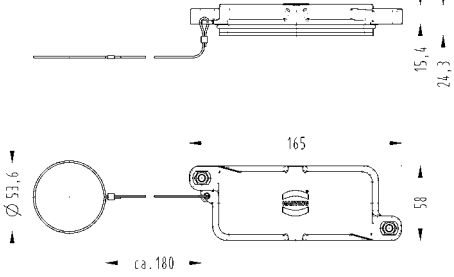

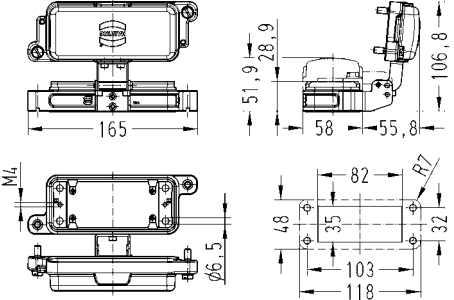

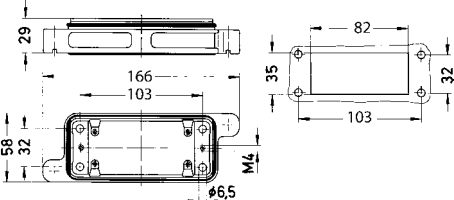
Hoods
Housings


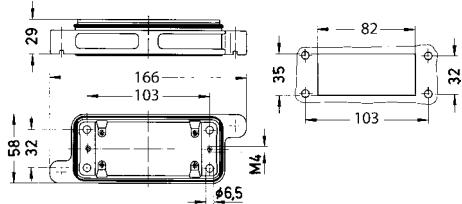


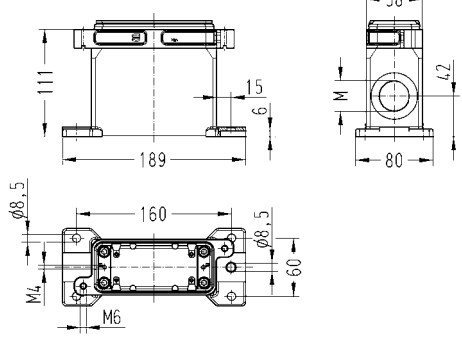


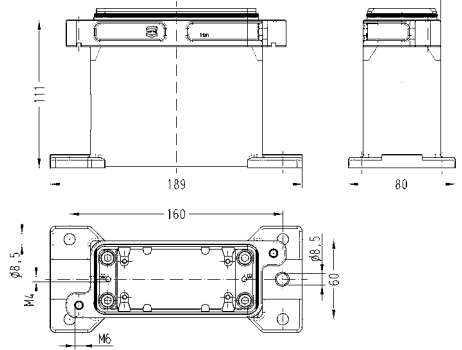


Identification	Cable entry	Part number	Drawing Dimensions in mm
<p>Han® HPR, Mounting frames</p> 		<p>09 40 000 9902</p>	 <p>Panel cut out</p>


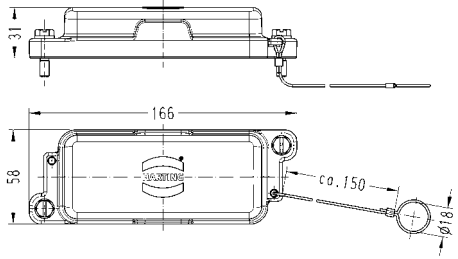

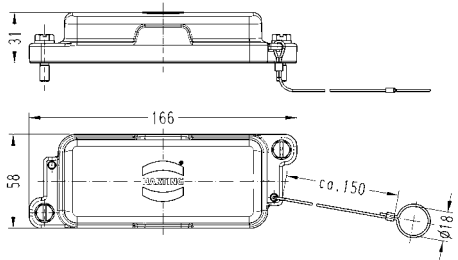



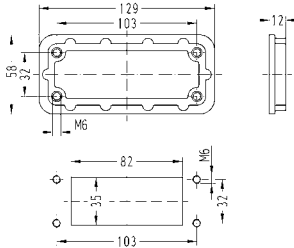
Identification	Cable entry	Part number	Drawing Dimensions in mm	
Han® HPR, Hoods, top entry, toggle locking	1xM32	19 40 016 0402		
Han® HPR, Hoods, top entry, screw locking	1xM25 1xM32 1xM40 1xM50 2xM25	19 40 016 0411 19 40 016 0412 19 40 016 0413 19 40 016 0414 19 40 016 0431		
Han® HPR, Hoods, side entry, toggle locking	1xM32	19 40 016 0502		


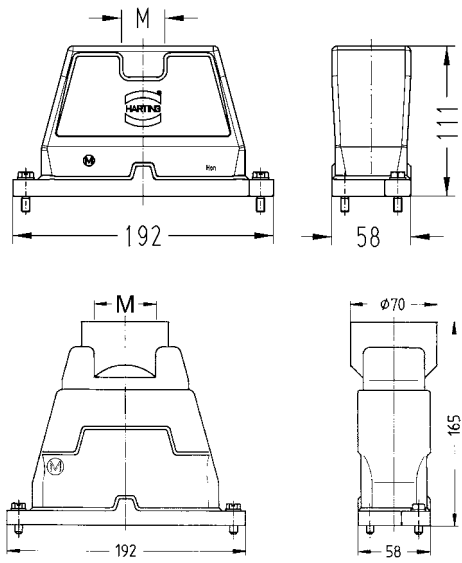

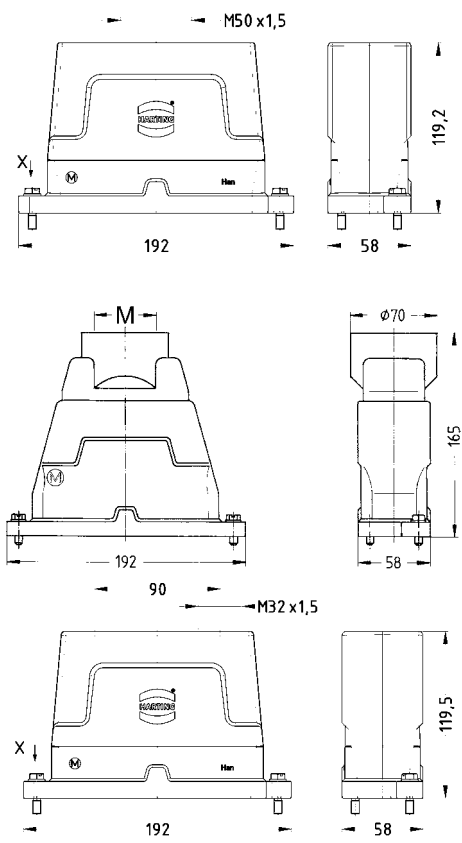
Hoods
Housings

Identification	Cable entry	Part number	Drawing Dimensions in mm
<p>Han® HPR, Hoods, side entry, screw locking</p> 	<p>1xM25 1xM32 1xM40 1xM50</p>	<p>19 40 016 0511 19 40 016 0512 19 40 016 0513 19 40 016 0514</p>	
<p>Han® HPR, Hoods, without cable entry, screw locking</p> 		<p>09 40 016 0811</p>	
<p>Han® HPR, Protection cover for hoods, metal, toggle locking</p>		<p>09 40 016 5404</p>	
<p>Han® HPR, Protection cover for hoods, metal, screw locking</p> 		<p>09 40 016 5414</p>	
<p>Han® HPR, Bulkhead mounted housings, screw locking, with metal cover, open</p> 		<p>09 40 016 0317</p>	
<p>Han® HPR, Bulkhead mounted housings, toggle locking</p> 		<p>09 40 016 0301</p>	


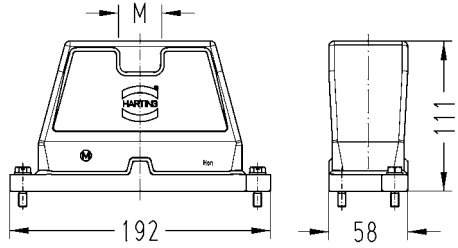
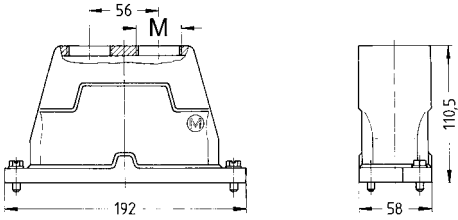

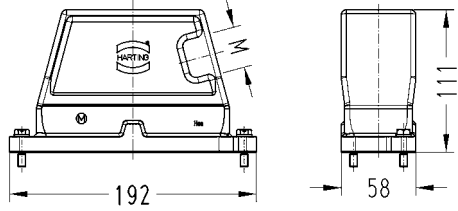
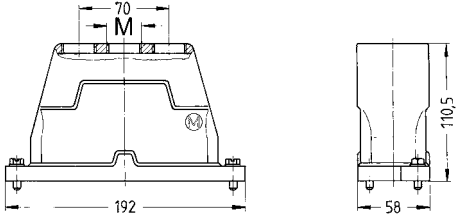

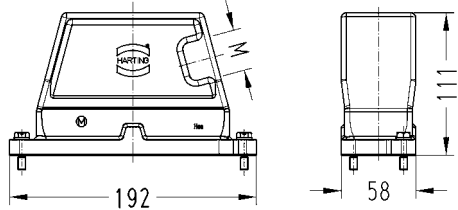

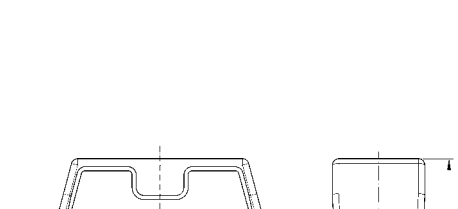
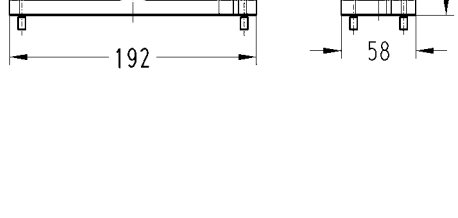

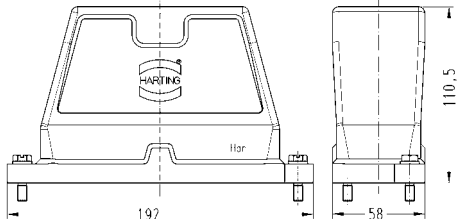
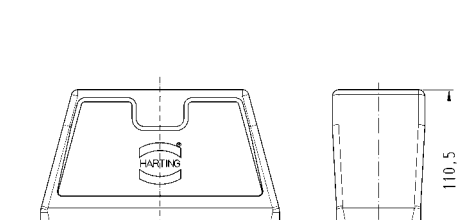
Identification	Cable entry	Part number	Drawing Dimensions in mm
Han® HPR, Bulkhead mounted housings, screw locking 		09 40 016 0311	
Han® HPR, Surface mounted housings, screw locking, horizontal version 	1xM32	19 40 016 0912	
Han® HPR, Surface mounted housings, side entry, screw locking 	1xM25 1xM32 1xM40 2xM40	19 40 016 1261 19 40 016 1262 19 40 016 1263 19 40 016 1273	
Han® HPR, Surface mounted housings, side entry, screw locking, horizontal version 	2xM32	19 40 016 0922	
Han® HPR, Surface mounted housings, without cable entry, screw locking 		09 40 016 1201	




Hoods
Housings

Identification	Cable entry	Part number	Drawing Dimensions in mm
<p>Han® HPR, Cover for housings, metal, toggle locking</p> 		09 40 016 5401	
<p>Han® HPR, Cover for housings, metal, screw locking</p> 		09 40 016 5411	
<p>Han® HPR, Protection cover for housings, plastic</p>		09 40 016 5406	
<p>Han® HPR, Panel feed through housings, for mounting from inside, screw locking</p> 	1xM50	19 40 016 1114	
<p>Han® HPR, Panel feed through housings, for mounting from outside, screw locking</p> 	1xM50	19 40 016 1119	
<p>Han® HPR, Mounting frames, screw locking</p> 		09 40 000 9903	<p>Panel cut out</p> 

Identification	Cable entry	Part number	Drawing Dimensions in mm
<p>Han® HPR, Hoods, top entry, toggle locking</p> 	<p>1xM32 1xM63</p>	<p>19 40 024 0402 19 40 024 0410</p>	
<p>Han® HPR, Hoods, top entry, screw locking, high construction</p> 	<p>1xM50 1xM63 3xM32 4xM25</p>	<p>19 40 024 0419 19 40 024 0420 19 40 024 0467 19 40 024 0477</p>	

Hoods
Housings

Identification	Cable entry	Part number	Drawing Dimensions in mm	
<p>Han® HPR, Hoods, top entry, screw locking</p> 	<p>1xM32 1xM40 1xM50 2xM25 2xM32 2xM40 3xM25 3xM25, 1xM20 4xM20 4xM25</p>	<p>19 40 024 0412 19 40 024 0413 19 40 024 0414 19 40 024 0431 19 40 024 0432 19 40 024 0433 19 40 024 0461 19 40 024 0471 19 40 024 0473 19 40 024 0474</p>		
<p>Han® HPR, Hoods, side entry, toggle locking</p> 	<p>1xM40</p>	<p>19 40 024 0503</p>		
<p>Han® HPR, Hoods, side entry, screw locking</p> 	<p>1xM32 1xM40 1xM50</p>	<p>19 40 024 0512 19 40 024 0513 19 40 024 0514</p>		
<p>Han® HPR, Hoods, side entry, screw locking, high construction</p>	<p>2xM32</p>	<p>19 40 024 0537</p>		
<p>Han® HPR, Hoods, without cable entry, screw locking</p> 		<p>09 40 024 0811</p>		

Identification	Cable entry	Part number	Drawing Dimensions in mm
<p>Han® HPR, Protection cover for hoods, metal, toggle locking</p>		09 40 024 5404	
<p>Han® HPR, Protection cover for hoods, metal, screw locking</p> 		09 40 024 5414	
<p>Han® HPR, Bulkhead mounted housings, toggle locking</p> 		09 40 024 0301	
<p>Han® HPR, Bulkhead mounted housings, screw locking</p> 		09 40 024 0311	

Hoods
Housings



Identification	Cable entry	Part number	Drawing Dimensions in mm
Han® HPR, Panel feed through housings, for mounting from outside, screw locking	1xM50	19 40 024 1119	
Han® HPR, Mounting frames		09 40 000 9904	<p>Panel cut out</p>

Features

- Hoods/Housings for aggressive environmental requirements

Technical characteristics


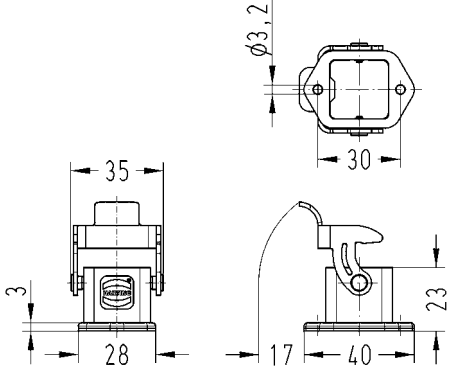

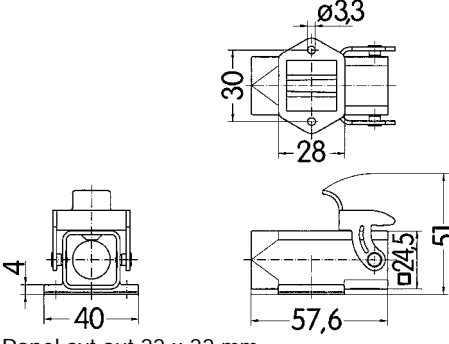

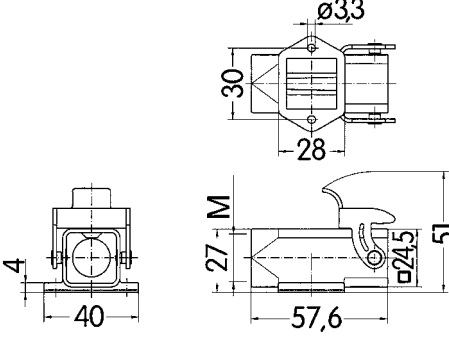

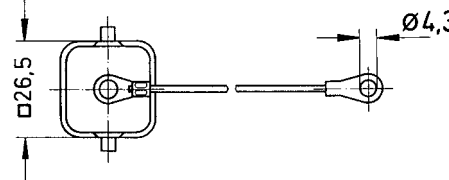
Limiting temperatures	-40 °C ... 125 °C
Flammability (locking lever) acc. to UL 94	V 0
Protection class acc. to UL 50	NEMA type 4/4X/12
Degree of protection acc. to IEC 60529	IP44 / IP67 is achieved with seal screw 09 20 000 9918, IP65 / IP67, IP65
Material (hoods/housings)	stainless steel
Surface (hoods/housings)	unpainted, powder-coated
Material (locking lever)	stainless steel
Material (seal)	NBR
Material (accessories)	NBR
Material (screwing)	stainless steel

Specifications and approvals


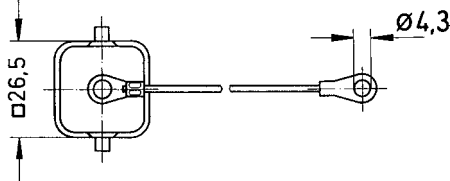

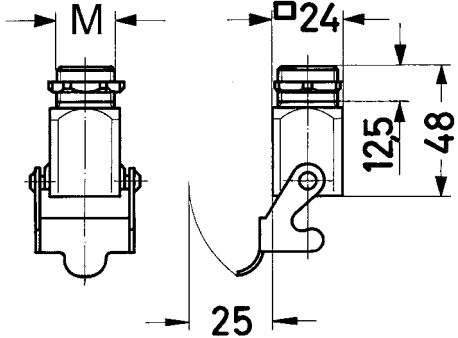
Ⓜ

Hoods/Housings for aggressive environmental requirements
double locking lever

Identification	Cable entry	Part number	Drawing Dimensions in mm
Han-INOX®, Hoods, top entry, electrically conductive	1xM20	19 44 003 1440	
Han-INOX®, Hoods, side entry	1xM20	19 44 003 1640	
Han-INOX®, Protection cover for hoods, for mounted female insert or for mounted Han-Brid® insert, metal, with securing flex		19 44 003 5421	
Han-INOX®, Protection cover for hoods, for mounted male insert or for mounted Han-Brid® insert, metal, with securing flex		19 44 003 5422	


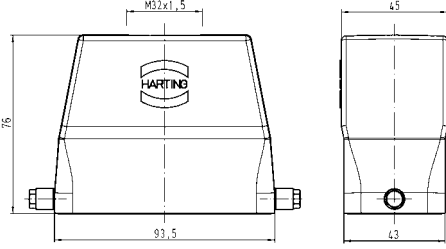

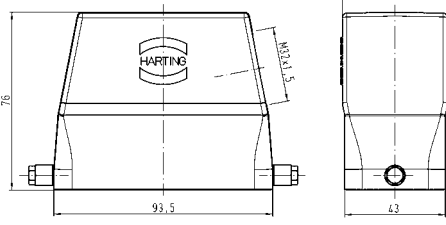


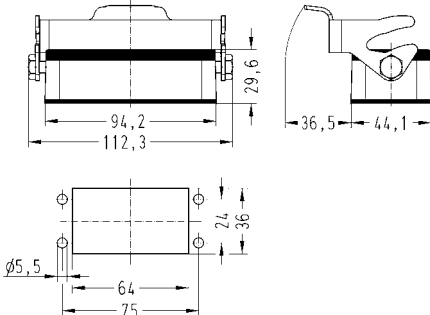
Identification	Cable entry	Part number	Drawing Dimensions in mm
Han-INOX®, Bulkhead mounted housings, straight 		19 44 003 0301	 <p>Panel cut out 22 x 22 mm</p>
Han-INOX®, Bulkhead mounted housings, angled 		19 44 003 0801	 <p>Panel cut out 22 x 22 mm</p>
Han-INOX®, Surface mounted housings, side entry 	1xM20	19 44 003 1250	 <p>Panel cut out 22 x 22 mm</p>
Han-INOX®, Protection cover for housings, for mounted female insert or for mounted Han-Brid® insert, metal, with securing flex 		19 44 003 5425	

Hoods
Housings

Identification	Cable entry	Part number	Drawing Dimensions in mm
<p>Han-INOX®, Protection cover for housings, for mounted male insert or for mounted Han-Brid® insert, metal, with securing flex</p> 		19 44 003 5426	
<p>Han-INOX®, Screw mounted housings, top entry Range of delivery: 1x M20 stainless steel screw nut</p> 	1xM20	19 44 003 1150	



single locking lever

Identification	Cable entry	Part number	Drawing Dimensions in mm
Han-INOX®, Hoods, top entry 	1xM32	19 44 310 0447	
Han-INOX®, Hoods, side entry 	1xM32	19 44 310 0547	
Han-INOX®, Protection cover for hoods, metal 		19 44 310 5422	
Han-INOX®, Bulkhead mounted housings 		19 44 310 0305	 <p>Panel cut out</p>

Hoods
Housings






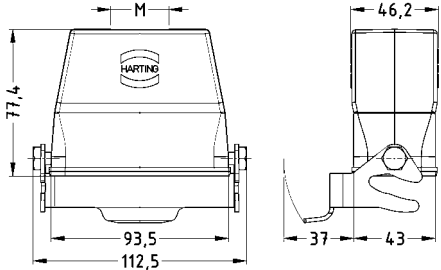

Identification	Cable entry	Part number	Drawing Dimensions in mm
Han-INOX®, Bulkhead mounted housings, with protection cover 		19 44 310 0303	
Han-INOX®, Protection cover for bulkhead mounted housings, metal 		19 44 310 5421	
Han-INOX®, Cable to cable housings, top entry 	1xM32	19 44 310 0757	
Han-INOX®, Flange gasket 		19 44 000 9902	



Photo courtesy: MAN Diesel & Turbo SE

Hoods
Housings

