
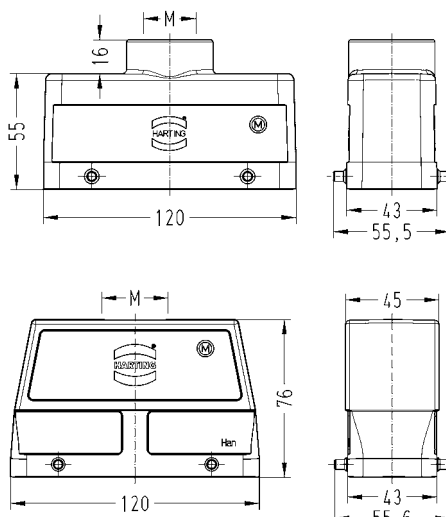

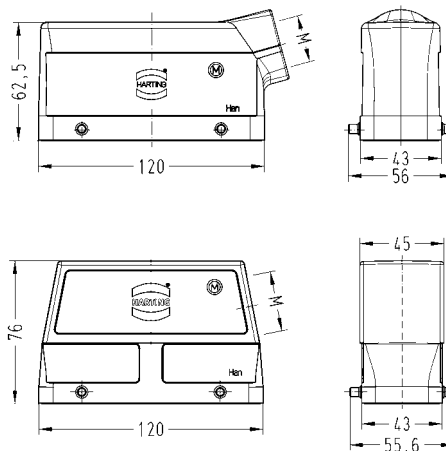

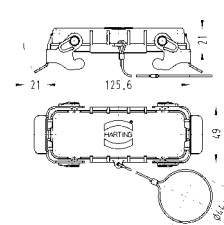


double locking lever

Identification	Cable entry	Part number		Drawing Dimensions in mm
		Low construction	High construction	
Han® M, Hoods, top entry 	1xM25 1xM32 1xM40	19 37 024 1421	19 37 024 0427 19 37 024 0428	
Han® M, Hoods, side entry 	1xM25 1xM32 1xM40	19 37 024 1521	19 37 024 0527 19 37 024 0528	
Han® M, Protection cover for hoods, metal 		09 37 024 5402	09 37 024 5402	

Hoods
Housings