
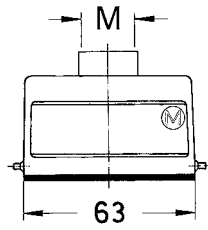
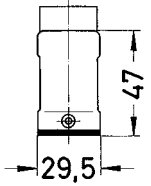

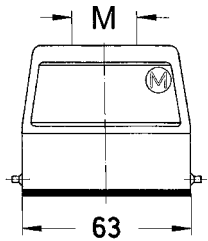
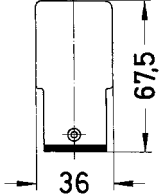

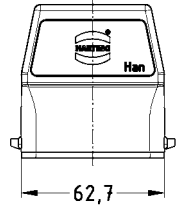
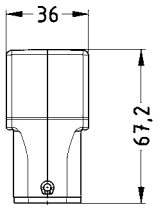


Metal hoods/housings for industrial applications
single locking lever

Identification	Cable entry	Part number		Drawing Dimensions in mm	
		Low construction	High construction		
Han A® , Hoods, top entry 	1xM20 1xM25	19 20 010 1440	19 20 010 0446		
Han A® , Hoods, side entry 	1xM20 1xM25	19 20 010 1540	19 20 010 0546		
Han A® , Hoods, without cable entry 			09 20 010 0801		

Hoods
Housings