
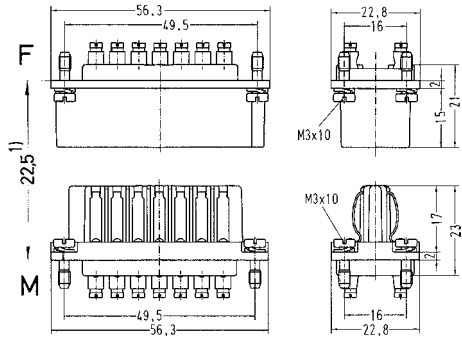

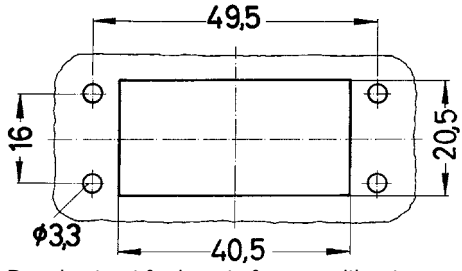



Number of contacts

14

~ 25 V  
- 60 V  
10 A

Staf

Identification	Wire cross section (mm <sup>2</sup> )	Part number	Drawing Dimensions in mm
<p>Staf®, Screw terminal, Male insert (F), silver plated contacts, contact resistance ≤2 mOhm</p> 	<p>1.5</p>	<p>09 70 014 2614</p>	 <p>1) Distance for contact max. 24 mm</p> <p>14 7 13 6 12 5 11 4 10 3 9 2 8 1</p> <p>F M</p> <p>Contact arrangement (view from termination side)</p>
<p>Staf®, Solder terminal, Male insert (F), silver plated contacts, contact resistance ≤2 mOhm</p> 	<p>2.5</p>	<p>09 70 014 2613</p>	 <p>Panel cut out for inserts for use without hoods/housings</p>
<p>Staf®, Solder terminal, Female Insert (M), silver plated contacts, contact resistance ≤2 mOhm</p> 	<p>2.5</p>	<p>09 70 014 2810</p>	