






(2.00 mm) .0787"



TMM-110-01-S-D-SM



TMM-112-01-F-S-SM

TMM SERIES

# LOW PROFILE SMT HEADER

## SPECIFICATIONS

For complete specifications and recommended PCB layouts see [www.samtec.com?TMM](http://www.samtec.com?TMM)

**Insulator Material:** Black Liquid Crystal Polymer

**Terminal Material:** Phosphor Bronze

**Plating:** Sn or Au over

50 μm (1.27 μm) Ni

**Current Rating:** 3.2 A per pin

(1 pin powered per row)

**Operating Temp Range:** -55 °C to +105 °C with Tin;

-55 °C to +125 °C with Gold

**Voltage Rating:** 281 VAC mated with SQW;

250 VAC mated with SQT

**RoHS Compliant:** Yes

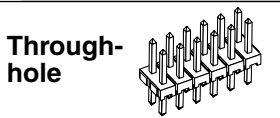
### Board Mates:

CLT, SQT, SQW, ESQT, TLE, SMM, MMS

### Cable Mates:

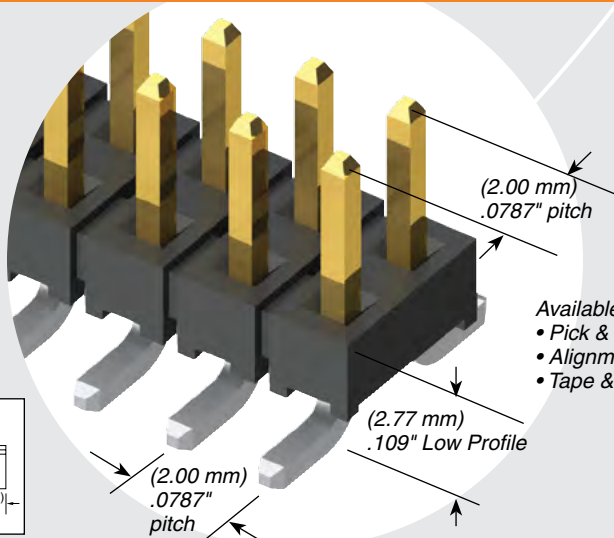
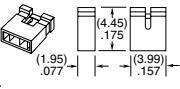
TCSD

## OTHER SOLUTIONS



### 2 mm Shunt

Specify **2SN-BK-G** for 2 mm shunt with Gold plating.



Available with optional

- Pick & place pads
- Alignment pins
- Tape & reel packaging

## PROCESSING

**Lead-Free Solderable:** Yes

**SMT Lead Coplanarity:** (0.15 mm) .006" max

## RECOGNITIONS

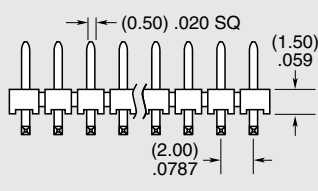
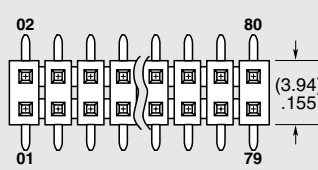
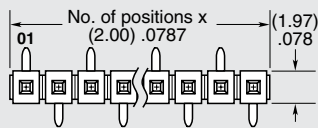
For complete scope of recognitions see [www.samtec.com/quality](http://www.samtec.com/quality)



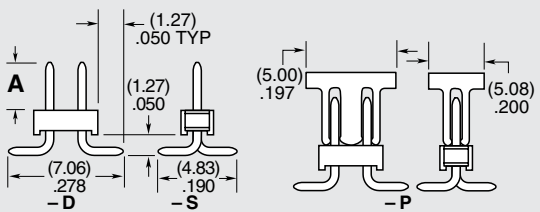
## ALSO AVAILABLE (MOQ Required)

- Other platings
- Contact Samtec.

<b>TMM</b>	<b>1 NO. PINS PER ROW</b>	<b>LEAD STYLE</b>	<b>PLATING OPTION</b>	<b>ROW OPTION</b>	<b>SM</b>	<b>OTHER OPTION</b>
		Specify LEAD STYLE from chart below.	<p><b>-F</b> = Gold flash on post, Matte Tin on tail</p> <p><b>-L</b> = 10 μm (0.25 μm) Gold on post, Matte Tin on tail</p> <p><b>-S</b> = 30 μm (0.76 μm) Gold on post, Matte Tin on tail</p> <p><b>-T</b> = Matte Tin</p>	<p><b>-S</b> = Single Row</p> <p><b>-D</b> = Double Row</p>		<p><b>-A</b> = Alignment Pin (Metal or plastic at Samtec's discretion) (5 positions minimum) (-D only)</p> <p><b>-XXX</b> = Polarized Position (Specify position of omitted pin)</p> <p><b>-P</b> = Pick &amp; Place Pad (3 positions minimum)</p> <p><b>-TR</b> = Tape &amp; Reel Packaging (3 thru 36 positions only)</p>



LEAD STYLE	A	MATES WITH
-01	(3.20) .126	SQT, SQW, ESQT, TLE, SMM, MMS, TCSD
-04	(1.91) .075	CLT
-05	(1.65) .065	
-06	(4.27) .168	CLT-BE



**Note:** Some lengths, styles and options are non-standard, non-returnable.