

REV. T

NOTES:

1. CONTACT PUSHOUT FORCE: .5 LB MIN.
2. MAX ALLOWABLE CUT FLASH: .015 [.38] MAX.
3. $\text{\textcircled{C}}$ REPRESENTS A CRITICAL DIMENSION.
4. MATTE TIN PLATING DOES NOT ENABLE LEAD FREE SURFACE MOUNT PROCESSING
5. NO OF POSITIONS MAY BE GREATER THAN 50 FOR INTERNAL MANUFACTURING PURPOSES.

PLOT SCALE: 1=,2

UNLESS OTHERWISE NOTED
DIMENSIONS ARE IN INCHES

TOLERANCES ARE:

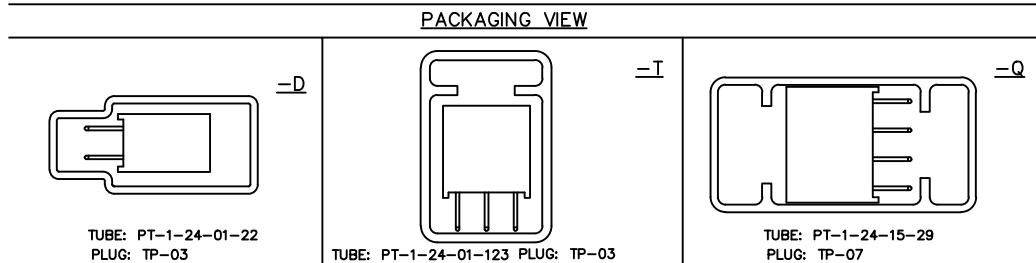
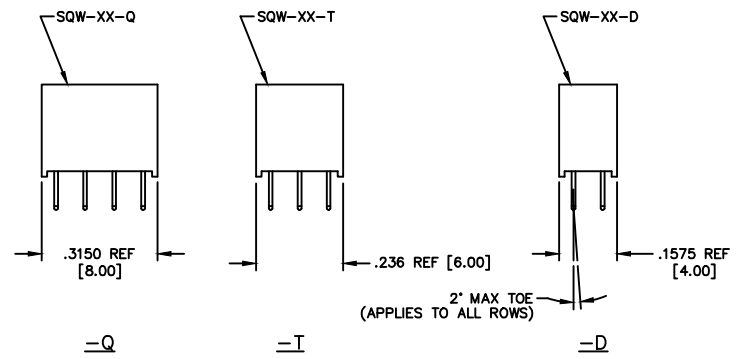
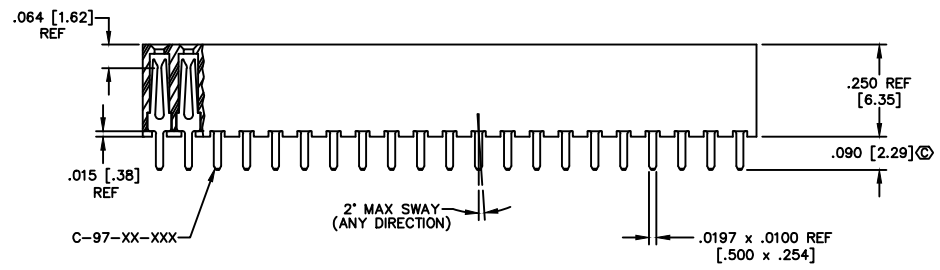
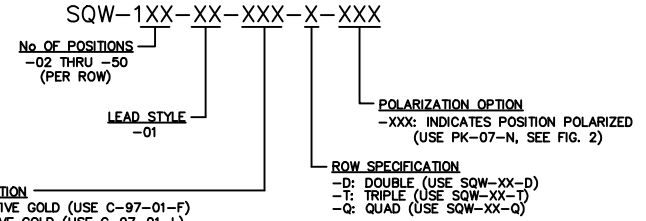
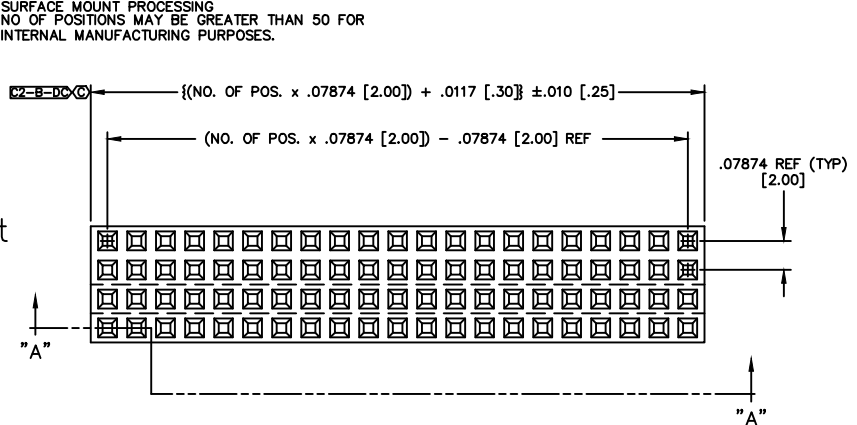
ONE PLACE DECIMALS $\pm .1[2.5]$ THREE PLACE DECIMALS $\pm .005[.127]$
TWO PLACE DECIMALS $\pm .01[.25]$ FOUR PLACE DECIMALS $\pm .0020[.051]$

ANGLES $\pm 2^\circ$

TITLE:
2MM SOCKET
STRIP ASSEMBLY

DWG NO:
SQW-1XX-XX-XXX-X-XXX
SHEET 1 OF 1

Do not scale
from this print



CRITICAL DIMENSION INSPECTION INSTRUCTION TABLE

| ASSEMBLY OPERATION | IN-PROCESS INSPECTION |
|--------------------|-----------------------|
| ROTARY CUT | C2 |
| FILL C-97 | C1 |

FIG. 2
POLARIZATION OPTION LOCATION
INSERT PK-07-N INTO SPECIFIED POSITION AND BREAK OFF TAB

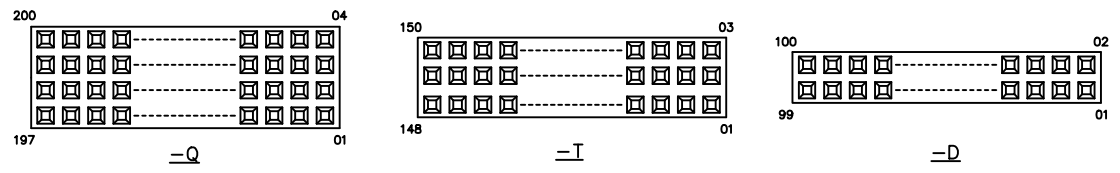


TABLE 2

| ROW SPEC. | NO. OF POS. | PKG TUBE | TUBE PLUG |
|-------------|-------------|-----------------|-----------|
| -D | 05-50 | PT-1-24-01-22 | TP-03 |
| -T | 05-50 | PT-1-24-01-123 | TP-03 |
| -Q | 05-50 | PT-1-24-15-29 | TP-07 |
| -D, -T & -Q | 02-04 | LAYER PACKAGING | |

PROPRIETARY NOTE
THIS DOCUMENT CONTAINS INFORMATION CONFIDENTIAL AND PROPRIETARY TO SAMTEC INC. AND SHALL NOT BE REPRODUCED OR TRANSMITTED TO OTHER DOCUMENTS OR DISCLOSED TO OTHERS OR USED FOR ANY PURPOSE OTHER THAN THAT FOR WHICH IT WAS OBTAINED WITHOUT THE EXPRESSED WRITTEN CONSENT OF SAMTEC INC.

samtec
SQW-1XX-XX-X-XXX MISC/MKGT
520 PARK EAST BLVD. NEW ALBANY, INDIANA 47150
PHONE (812) 944-6733 P.O. BOX 1147
CODE 55322

MADE BY:
BURRES 8-19-96
SQW-1XX-XX-XXX-X-XXX
SHEET 1 OF 1