

CLM-126-02-F-D

(1.00 mm) .0394"

CLM, MLE SERIES

# RUGGED RELIABLE MICRO SOCKETS

## SPECIFICATIONS

For complete specifications and recommended PCB layouts see [www.samtec.com?CLM](http://www.samtec.com?CLM) or [www.samtec.com?MLE](http://www.samtec.com?MLE)

**Insulator Material:**

Black LCP

**Contact Material:**

CLM: Phosphor Bronze  
MLE: BeCu

**Plating:**

CLM: Au or Sn over 50 μm (1.27 μm) Ni  
MLE: Au over 10 μm (0.25 μm) Ni

**Current Rating (CLM/FTM):**

2.8 A per pin

(1 pin powered per row)

**Current Rating (MLE/FTM):**

2.9 A per pin

(1 pin powered per row)

**Operating Temp Range:**

-55 °C to +125 °C

**Contact Resistance:**

CLM: 15 mΩ

**Max Cycles:**

CLM: 100 with 10 μm (0.25 μm) Au

**Voltage Rating:**

MLE: 310 VAC

**Insertion Depth:**

CLM: Top Entry = (1.40 mm)

.055" min., Bottom Entry =

(2.41 mm) .095" min.

(Add board thickness for correct post OAL)

MLE: (1.63 mm) .064" to

(3.18 mm) .125" with

(0.38 mm) .015" wiper,

pass-through, or

(2.44 mm) .096" minimum

for bottom entry

**Normal Force:**

CLM: 40 grams (0.39 N) average

**RoHS Compliant:**

Yes

**Lead-Free Solderable:**

Yes

**SMT Lead Coplanarity:**

(0.10 mm) .004" max (02-25)

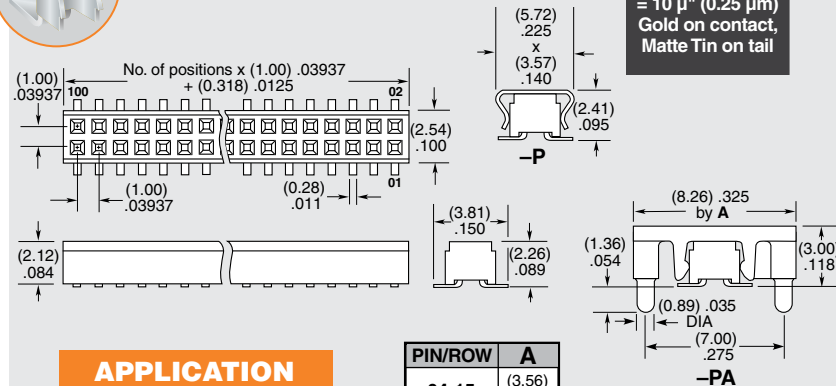
(0.15 mm) .006" max (26-50)



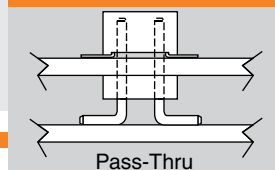
Mates with: FTM, FTMH, MW



02 thru 50



### APPLICATION



PIN/ROW	A
04-15	(3.56) .140
16-50	(7.11) .280

- F = Gold flash on contact, Matte Tin on tail
- L = 10 μm (0.25 μm) Gold on contact, Matte Tin on tail
- BE = Bottom Entry (Required for bottom entry)
- K = (3.50 mm) .138" DIA Polyimide film Pick & Place Pad (7 positions minimum)
- P = Pick & Place Pad (7 positions minimum)
- PA = Pick & Place Pad with integral Alignment Pin
- TR = Tape & Reel Packaging

## RECOGNITIONS

For complete scope of recognitions see [www.samtec.com/quality](http://www.samtec.com/quality)

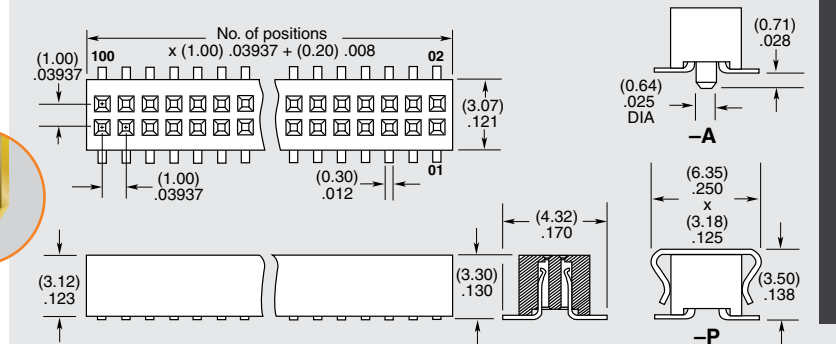


**Note:** Some lengths, styles and options are non-standard, non-returnable.



Mates with: FTM, FTMH, MW

02 thru 50



- G = 10 μm (0.25 μm) Gold
- A = Alignment Pin (3 positions minimum) Metal or plastic at Samtec discretion
- K = (4.00 mm) .1575" DIA Polyimide film Pick & Place Pad (5 positions minimum)
- P = Metal Pick & Place Pad (5 positions minimum)
- TR = Tape & Reel Packaging